



# 2022

## REGIONAL DISTRICT OF NANAIMO PROPERTY TAXES



**Electoral Area E**  
NANOOSE BAY

### REGIONAL DISTRICT OF NANAIMO PROPERTY TAXES

You have received your 2022 property tax notice from the Province. The Province collects taxes for schools, roads, policing, hospital and regional district services among other taxes. The Regional District of Nanaimo (RDN) receives a payment from the Province in August each year. This payment goes directly toward RDN services provided in your area.

#### SERVICES

The RDN provides a broad range of services to its residents, with the exception of road maintenance and policing. Some examples of the services provided include:

#### REGIONAL

- ✓ Solid Waste Management
- ✓ Regional Parks
- ✓ Regional Growth Strategy
- ✓ 911 Services
- ✓ Liquid Waste Management Planning
- ✓ Drinking Water/Watershed Protection
- ✓ Search & Rescue Contribution Services
- ✓ Community Grants
- ✓ Administration

#### SUB-REGIONAL

- ✓ Transit
- ✓ Wastewater Treatment
- ✓ Community Planning
- ✓ Economic Development
- ✓ Recreation Centres
- ✓ Community Justice Contribution Services
- ✓ Bylaw Enforcement
- ✓ Building Inspection
- ✓ Emergency Planning

#### LOCAL

- ✓ Fire Protection
- ✓ Water and Sewer Utilities
- ✓ Community Parks
- ✓ Street Lighting



### NANAIMO REGIONAL HOSPITAL DISTRICT

The Nanaimo Regional Hospital District (NRHD) provides capital funding for Nanaimo Regional General Hospital (NRGH), Dufferin Lodge, Eagle Park Lodge, Trillium Lodge, and Oceanside Health Centre. Capital funding is cost-shared with the province on a 60/40 basis with the NRHD's portion being 40 per cent. Island Health is responsible for delivering health care services on Vancouver Island. Island Health pools both Provincial and NRHD funding, along with other sources such as foundations, to maintain, improve and build health care facilities.

The NRHD adopted a budget of \$21 million for 2022. This budget includes \$3.2 million for capital equipment and minor projects, \$0.1 million for administration expenses and \$4.8 million for debt servicing on major capital projects. NRGH capital projects planned and underway include a boiler plant upgrade, endoscopy equipment, a new Intensive Care Unit, SPECT CT Scanner, and a Meal Assembly and Delivery System.

Potential future projects identified include a new patient tower, cancer centre, cardiac catheterization lab and high acuity unit at NRGH, as well as a new long-term care facility. As the Hospital Board evaluates the NRHD's financial participation in this plan, a tax levy of approximately \$31.17 per \$100,000 of assessed property value in 2022 is needed for a contribution of \$13.2 million into reserves, an increase of \$10 per \$100,000 from the previous year. The goal is to increase reserves to reduce reliance on debt and to prepare the NRHD to meet its partnership funding obligations for large priority projects that are urgently required in the region.



### INQUIRIES ON PROVINCIAL TAXATION AND YOUR PROVINCIAL TAX NOTICE:

Please contact **Surveyor of Taxes**

Toll-free: 1-888-355-2700

Or: 250-387-0555

The property taxes website has information on homeowner grants, the tax deferral program as well as other valuable tax information.

[sbr.gov.bc.ca/rpt](http://sbr.gov.bc.ca/rpt)

RDN services are included on your municipal or provincial tax notice.

**Get Involved RDN!**

### FOR MORE INFORMATION ON RDN SERVICES PROVIDED OR TO GET INVOLVED VISIT

[getinvolved.rdn.ca](http://getinvolved.rdn.ca)

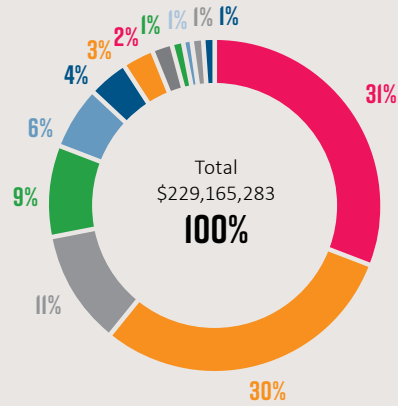
or call RDN Finance

Toll-free: 1-877-607-4111

Or: 250-390-4111

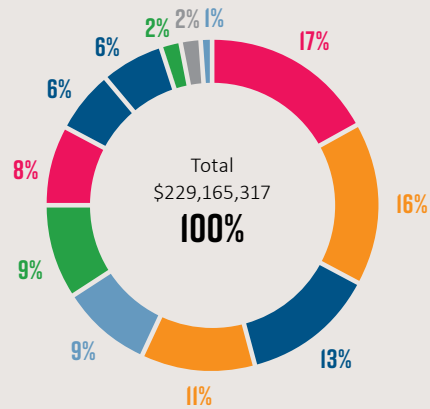


## WHERE DOES THE MONEY COME FROM?



Taxation \$72,197,358 <b>31%</b>	Reserve, Surplus & DCC Transfers \$68,393,917 <b>30%</b>	Debt Proceeds \$26,200,984 <b>11%</b>
Grants \$20,404,640 <b>9%</b>	Recovery of Costs \$13,513,838 <b>6%</b>	Solid Waste Tipping Fees \$9,900,000 <b>4%</b>
Utility Billings \$6,860,920 <b>3%</b>	Taxation for Vancouver Island Regional Library \$4,047,306 <b>2%</b>	Transit Revenue \$2,113,054 <b>1%</b>
Other Operating \$2,524,008 <b>1%</b>	Recreation Program Fees \$1,511,633 <b>1%</b>	Building & Other Permits \$1,497,625 <b>1%</b>

## WHERE DOES THE MONEY GO?



Public Transit \$38,433,949 <b>17%</b>	Wastewater & Water Major Capital \$36,679,271 <b>16%</b>	Solid Waste Management \$29,965,213 <b>13%</b>
Regional & Community Parks \$25,837,399 <b>11%</b>	Wastewater Treatment \$19,670,563 <b>9%</b>	Administration & Regional Grants \$20,558,109 <b>9%</b>
Public Safety \$17,917,869 <b>8%</b>	Recreation & Culture \$14,463,948 <b>6%</b>	Water, Sewer & Street Lighting \$13,325,781 <b>6%</b>
Planning & Development \$6,042,019 <b>2%</b>	Building Inspection / Bylaw Enforcement \$3,747,188 <b>2%</b>	Vancouver Island Regional Library Transfer \$2,524,008 <b>1%</b>

## EXPENDITURES FOR 2022

THESE ARE THE RDN'S LARGEST CAPITAL INVESTMENTS IN THE COMING YEAR:

	Wastewater Treatment	\$32,829,333
	Parks & Recreation	\$21,468,189
	Fire Departments	\$9,012,573
	Solid Waste / Regional Landfill	\$4,101,997
	Water Services	\$3,760,119
	Corporate Services	\$2,748,375
	Transit	\$2,256,340

THE RDN IS WORKING ON MAJOR PROJECTS THAT MAY IMPACT YOUR AREA. THESE INCLUDE:

- French Creek Pollution Control Centre Project and Odour Control Upgrades
- Pump Station Upgrades
- Landfill Cell One Closure
- Installation of Mid-Island Electric Vehicle Charging Stations
- Ravensong Pool Expansion Planning
- South Wellington School Conversion to Community Centre
- Parkland Acquisitions
- Social Needs Assessment Study
- Regional Growth Strategy Review
- Transit Service Expansions
- Expansion of Transit Exchanges
- Dashwood Fire Hall Construction
- Replacement of Fire Equipment and Vehicles
- Asset Management Strategy
- Electronic Document and Records Management System Implementation

## Electoral Area E

### 2022 APPROVED REGIONAL BUDGET

	2022	2021
Area E contribution to RDN General Services property taxes total	\$3,383,969	\$2,804,961
Estimated RDN General Services tax rate per \$100,000 of assessment *	\$79.95	\$88.84
Average residential dwelling assessment value **	\$1,133,873	\$824,946
Average Area E General Services property tax amount ***	\$925.11	\$769.51
Change from prior year	20.2%	

## HOW THE FUNDS ARE SPENT IN YOUR AREA

	Community & Regional Recreation	<b>20%</b>
	Community & Regional Development	<b>20%</b>
	Community & Regional Parks	<b>15%</b>
	Vancouver Island Regional Library	<b>14%</b>
	Administration & Regional Grant Services	<b>13%</b>
	Public Safety & Emergency Services	<b>9%</b>
	Transit Services	<b>7%</b>
	Solid Waste Management	<b>2%</b>

NOTES: You may also have specific local taxes included on your tax notice for services such as your fire department. Local services taxes are applied on an assessment basis only to properties in the specific area.

\* This is an estimate based on the 2022 Completed Roll values and does not include the provincial collection fee of 5.25 per cent.

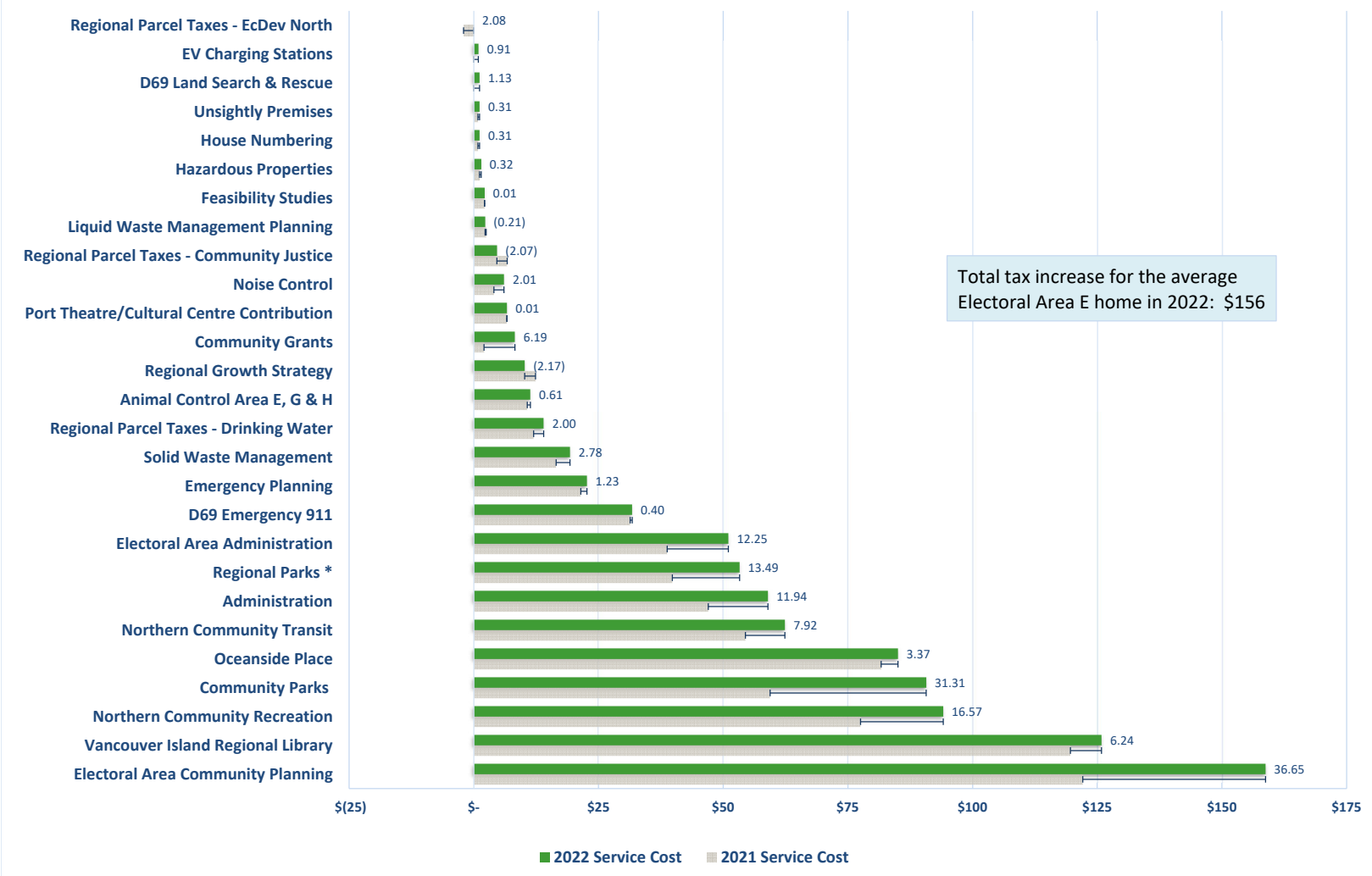
\*\* Average residential values are based on BC Assessment 2022 Completed Roll values and may vary as a result of revisions to the roll.

\*\*\* Includes Parcel Taxes of \$18.63 (2021: \$36.63) which are levied at the same amount for each property in the specified service area.

# REGIONAL DISTRICT OF NANAIMO SERVICES

## Electoral Area E Home Tax Change

2022 Total Cost for the average Electoral Area E home (\$1,133,873) = \$925



\* Effective 2022, there is no Regional Parks parcel tax. Both Regional Parks Operations and Acquisitions are funded 50% assessments and 50% population.