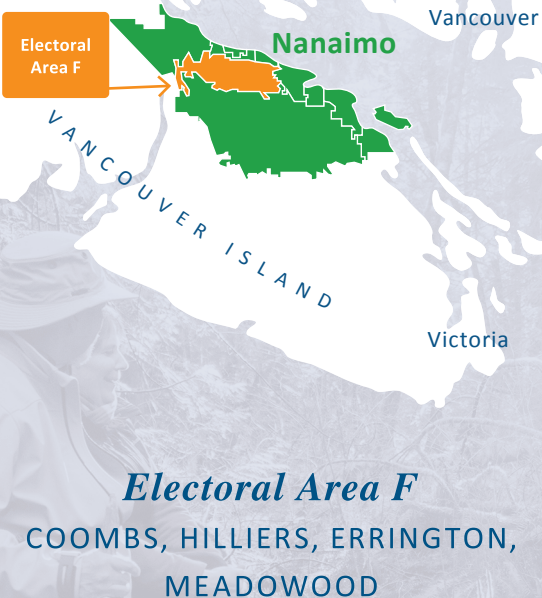




2020

REGIONAL DISTRICT OF NANAIMO PROPERTY TAXES



REGIONAL DISTRICT OF NANAIMO PROPERTY TAXES

You have just received your 2020 property tax notice from the Province. The Province collects taxes for schools, roads, policing, hospital and regional district services among other taxes. The Regional District of Nanaimo receives a lump sum payment from the Province in August each year. This lump sum payment goes directly toward the RDN services provided in your area.

SERVICES

The Regional District of Nanaimo provides a broad range of services to its residents, with the exception of road maintenance and policing. The services provided by the RDN include the following examples:

REGIONAL

- ✓ Solid Waste Management
- ✓ Regional Parks
- ✓ Regional Growth Strategy
- ✓ 911 Services
- ✓ Liquid Waste Management Planning
- ✓ Drinking Water/Watershed Protection
- ✓ Search & Rescue Contribution Services
- ✓ Community Grants
- ✓ Administration

SUB-REGIONAL

- ✓ Transit
- ✓ Wastewater Treatment
- ✓ Community Planning
- ✓ Economic Development
- ✓ Recreation Centres
- ✓ Community Justice Contribution Services
- ✓ Bylaw Enforcement
- ✓ Building Inspection
- ✓ Emergency Planning

LOCAL

- ✓ Fire Protection
- ✓ Water and Sewer Utilities
- ✓ Community Parks
- ✓ Street Lighting

NANAIMO REGIONAL HOSPITAL DISTRICT

The Nanaimo Regional Hospital District (NRHD) shares the same boundaries, directors and administrative staff as the Regional District of Nanaimo. The NRHD provides capital funding for:

- ✓ Nanaimo Regional General Hospital
- ✓ Dufferin Lodge
- ✓ Eagle Park Lodge
- ✓ Trillium Lodge
- ✓ Oceanside Health Centre

Capital funding is cost-shared with the Province on a 60/40 basis with the NRHD's portion being 40%. Island Health is responsible for delivering health care services on Vancouver Island. Island Health pools both Provincial and NRHD funding, along with other sources such as foundations, to maintain, improve and build health care facilities.

The NRHD has adopted a 2020 budget of \$8.4 million resulting in a tax levy of approximately \$16.13 per \$100,000 of assessment. The 2020 budget includes \$1.4 million for capital equipment and minor projects, \$0.1 million for administration expense, \$3.1 million for debt servicing on major capital projects and a \$3.8 million contribution into reserves to save for future projects such as a new patient tower at Nanaimo Regional General Hospital. Current capital projects planned and underway include a new MRI, endoscopy equipment, a boiler plant upgrade and an Intensive Care Unit redevelopment at the hospital.



INQUIRIES ON PROVINCIAL TAXATION AND YOUR PROVINCIAL TAX NOTICE

Please contact Surveyor of Taxes

Toll-free: 1-888-355-2700

Or: 250-387-0555

The Property Taxes website has information on homeowner grants, the tax deferment program as well as other valuable tax information.

www.sbr.gov.bc.ca/rpt

RDN services are included on your municipal or provincial tax notice.

Get Involved RDN!

FOR MORE INFORMATION ON RDN SERVICES PROVIDED OR TO GET INVOLVED VISIT

www.getinvolved.rdn.ca

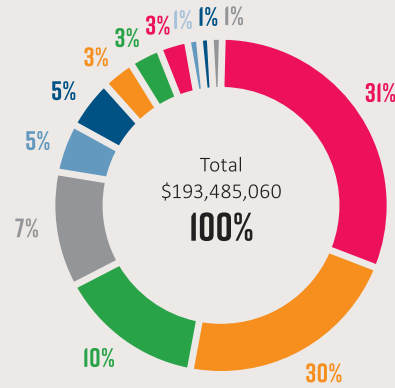
or call RDN Finance

Toll-free: 1-877-607-4111

Or: 250-390-4111



WHERE DOES THE MONEY COME FROM?



Taxation
\$59,796,212
31%



Reserve, Surplus & DCC Transfers
\$57,172,972
30%



Debt Proceeds
\$20,198,461
10%



Grants
\$14,318,695
7%



Recovery of Costs
\$10,244,070
5%



Solid Waste Tipping Fee
\$9,500,000
5%



Utility Billings
\$6,315,864
3%



Other Operating
\$5,322,537
3%



Transit Revenue
\$4,962,115
3%



Taxation for Vancouver Island Regional Library
\$2,390,639
1%

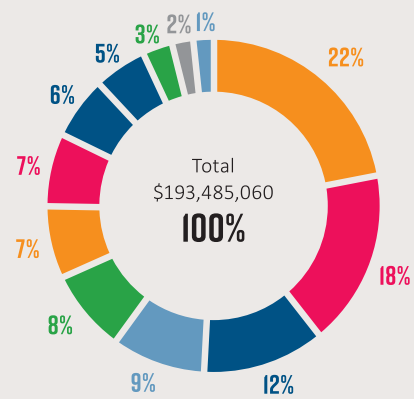


Recreation Program Fees
\$1,845,120
1%



Building & Other Permits
\$1,418,375
1%

WHERE DOES THE MONEY GO?



Wastewater & Water Major Capital
\$43,372,170
22%



Public Transit
\$33,944,705
18%



Solid Waste Management
\$22,501,199
12%



Wastewater Treatment
\$17,717,376
9%



Administration & Regional Grants
\$14,531,420
8%



Regional & Community Parks
\$13,912,870
7%



Public Safety
\$13,325,580
7%



Recreation & Culture
\$12,131,915
6%



Water, Sewer & Streetlighting
\$10,067,807
5%



Strategic & Community Development
\$5,683,453
3%










Building Inspection / Bylaw Enforcement
\$3,905,926
2%



Vancouver Island Regional Library
\$2,390,639
1%

EXPENDITURES FOR 2020

THESE ARE THE RDN'S LARGEST CAPITAL INVESTMENTS IN THE COMING YEAR:

	Wastewater Treatment	\$42,568,669
	Parks & Recreation	\$8,688,974
	Fire Departments	\$5,925,060
	Transit	\$5,624,790
	Solid Waste / Regional Landfill	\$2,708,355
	Water Services	\$2,098,271
	Corporate Services	\$1,827,200

THE RDN IS ALSO WORKING ON OTHER MAJOR PROJECTS THAT MAY IMPACT YOUR AREA. THESE INCLUDE:

- ✓ Transit Service Expansion – 7,600 hours
- ✓ Automated Curbside Collection
- ✓ Sea Level Rise Adaptation Program
- ✓ Floodplain Mapping Data Review
- ✓ Social Needs Assessment Study
- ✓ Ravensong Pool Expansion Planning
- ✓ Electronic Data Records Management
- ✓ Oceanside Recreation Services Expansion
- ✓ Fire Services Delivery Model Review
- ✓ Regional Economic Development Service Review
- ✓ Organizational First Nation Engagement Strategy
- ✓ Drinking Water and Watershed Protection Renewed Master Plan
- ✓ Emergency Support Services Modernization

Electoral Area F 2020 APPROVED REGIONAL BUDGET

	2020	2019
Area F contribution to RDN		
General Services property taxes total	\$2,589,373	\$2,391,042
Estimated RDN General Services tax rate per \$100,000 of assessment*	\$118.33	\$118.42
Average residential dwelling assessment value**	\$452,130	\$438,460
Average Area F General Services property tax amount ***	\$574.83	\$550.57
Change from prior year	4.4%	

HOW THE FUNDS ARE SPENT IN YOUR AREA

	Community & Regional Recreation & Culture	39%
	Vancouver Island Regional Library	16%
	Community & Regional Development	15%
	Community & Regional Parks	15%
	Public Safety & Emergency Services	7%
	Administration & Regional Grant Services	6%
	Solid Waste Management	2%

NOTES: You may also have specific local taxes included on your tax notice for services such as your fire department. Local services taxes are applied on an assessment basis only to properties in the specific area.

* This is an estimate based on the 2020 Completed Roll Values and does not include the provincial collection fee of 5.25 percent. Your actual tax notice will be slightly different.

** Average residential values are based on BC Assessment 2020 Completed Roll Values and may vary as a result of revisions to the roll.

*** Includes Parcel Taxes of \$39.81 (2019: \$31.34) which are levied at the same amount for each property in the specified service area.

For more information visit www.getinvolved.rdn.ca or call RDN Finance toll-free: 1-877-607-4111 or 250-390-4111

Get Involved RDN!