



2024

REGIONAL DISTRICT OF NANAIMO PROPERTY TAXES



Electoral Area B
GABRIOLA, DECOURCY,
MUDGE ISLANDS

REGIONAL DISTRICT OF NANAIMO PROPERTY TAXES

You have received your 2024 property tax notice from the Province. The Province collects taxes for schools, roads, policing, hospital and regional district services among other taxes. The Regional District of Nanaimo (RDN) receives a payment from the Province in August each year. This payment goes directly toward the RDN services provided in your area.

SERVICES

The RDN provides a broad range of services to its residents, with the exception of road maintenance and policing. Some examples of the services provided include:

REGIONAL

- ✓ Solid Waste Management
- ✓ Regional Parks
- ✓ Regional Growth Strategy
- ✓ 911 Services
- ✓ Liquid Waste Management Planning
- ✓ Drinking Water/Watershed Protection
- ✓ Search & Rescue Contribution Services
- ✓ Community Grants
- ✓ Administration

SUB-REGIONAL

- ✓ Transit
- ✓ Wastewater Treatment
- ✓ Community Planning
- ✓ Economic Development
- ✓ Recreation Centres
- ✓ Community Justice Contribution Services
- ✓ Bylaw Enforcement
- ✓ Building Inspection
- ✓ Emergency Planning

LOCAL

- ✓ Fire Protection
- ✓ Water and Sewer Utilities
- ✓ Community Parks
- ✓ Street Lighting



The Nanaimo Regional Hospital District (NRHD) provides capital funding for Nanaimo Regional General Hospital, Dufferin Place, Eagle Park Health Care Facility, Trillium Lodge and Oceanside Health Centre. The Province shares capital funding costs with NRHD 60/40 with the NRHD's portion being 40%. Island Health pools funding from the Province, NRHD and other sources to maintain, improve and build health care facilities on Vancouver Island.

A budget of \$48.1 million was adopted for 2024 including \$3.5 million for minor capital equipment and projects, \$0.4 million for administration fees and \$6.1 million for debt servicing for major capital projects. The budget includes capital projects planned or underway including Chiller System Optimization, Fluoro X-Ray Machine Replacement, and a long-term care facility.

Potential future projects include a new patient tower, cancer centre, and cardiac catheterization lab. A tax levy of approximately \$45.11 per \$100,000 of assessed property value in 2024 is included in the budget for a contribution of \$28.9 million into reserves, an increase of \$9.85 per \$100,000 from the previous year. The goal is to accumulate reserves to reduce reliance on debt and prepare the NRHD to meet its partnership funding obligations for large priority projects that are urgently required in the region.



INQUIRIES ON PROVINCIAL TAXATION AND YOUR PROVINCIAL TAX NOTICE

Please contact Surveyor of Taxes

Toll-free: 1-888-355-2700

Or: 250-387-0555

The Property Taxes website has information on homeowner grants, the tax deferral program and other valuable tax information.

www.sbr.gov.bc.ca/rpt

RDN services are included on your municipal or provincial tax notice.

FOR INFORMATION ON RDN SERVICES, VISIT

rdn.bc.ca

Get Involved RDN!

FOR INFORMATION ON HOW TO GET INVOLVED, VISIT

getinvolved.rdn.ca

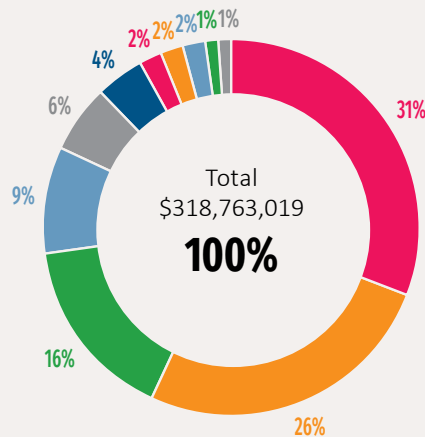
or call RDN Finance

Toll-free: 1-877-607-4111

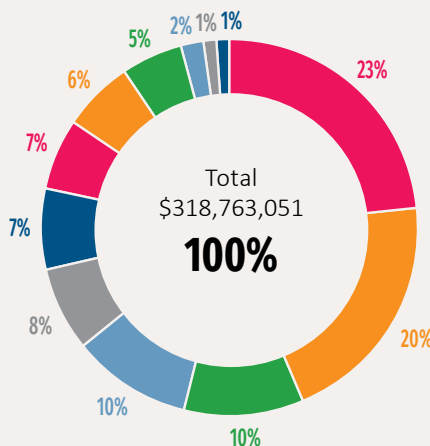
Or: 250-390-4111



WHERE DOES THE MONEY COME FROM?



WHERE DOES THE MONEY GO?



Reserve, Surplus & DCC Transfers
\$99,122,928
31%



Taxation
\$84,291,073
26%



Grants
\$51,188,430
16%



Wastewater & Water Major Capital
\$73,308,744
23%



Public Transit
\$63,190,956
20%



Solid Waste Management
\$33,421,130
10%



Debt Proceeds
\$29,648,803
9%



Recovery of Costs
\$18,675,942
6%



Solid Waste Tipping Fees
\$11,300,000
4%



Regional & Community Parks
\$32,635,810
10%



Administration & Regional Grants Services
\$26,202,587
8%



Wastewater Treatment
\$22,725,054
7%



Utility Billings
\$7,599,972
2%



Other Operating
\$5,233,437
2%



Transit Revenue
\$5,124,026
2%



Public Safety
\$21,322,645
7%



Recreation & Culture
\$17,962,018
6%



Utility Services
\$14,782,433
5%



Taxation for Vancouver Island Regional Library
\$3,299,919
1%



Recreation Program Fees
\$1,916,190
1%



Building & Other Permits
\$1,362,299
<1%



Planning & Development
\$6,010,055
2%



Building Inspection / Bylaw Enforcement
\$3,901,700
1%



Vancouver Island Regional Library Transfer
\$3,299,919
1%

CAPITAL EXPENDITURES FOR 2024

THESE ARE THE RDN'S LARGEST CAPITAL INVESTMENTS IN THE COMING YEAR

	Wastewater Treatment Upgrades	\$71,209,153
	Parks & Recreation	\$28,178,661
	Fire Departments	\$9,143,791
	Transit	\$8,692,545
	Solid Waste / Regional Landfill	\$7,935,005
	Corporate Services	\$3,662,281
	Water Services	\$2,099,591

MAJOR PROJECTS THAT MAY IMPACT YOUR AREA

- French Creek Pollution Control Centre Project and Odour Control Upgrades
- Wastewater Pump Station Upgrades
- Landfill Cell One Closure
- Mid-Island EV Charging Station Installation
- Ravensong Pool Expansion Planning
- Morden Colliery Regional Trail – Nanaimo River Crossing Design and Costing
- Parkland Acquisitions
- Coats Marsh Regional Park Weir Decommissioning Planning and Design
- Errington Community Park Concession and Public Washrooms
- Oceanside Generals Hockey Society Dressing Room Project at Oceanside Place
- South Wellington School Conversion to Community Centre
- EA B Parks and Recreation Master Plan
- Transit Service Expansions
- Transit Exchange Construction
- Dashwood Fire Hall Construction
- Replacement of Fire Equipment and Vehicles

2024 2023

Area 'B' contribution to RDN General Services property taxes total	\$2,250,406	\$2,098,838
--	-------------	-------------

Estimated RDN General Services tax rate per \$100,000 of assessment*	\$79.01	\$69.59
--	---------	---------

Average residential dwelling assessment value**	\$700,494	\$737,731
---	-----------	-----------

Average Area 'B' General Services property tax amount***	\$569.44	\$529.37
--	----------	----------

Change from prior year	7.6%
------------------------	------

HOW THE FUNDS ARE SPENT IN YOUR AREA

	Community & Regional Parks	28%
	Vancouver Island Regional Library	17%
	Community & Regional Recreation	14%
	Administration & Regional Grants Services	11%
	Transit Services	11%
	Public Safety & Emergency Services	10%
	Community & Regional Development	7%
	Solid Waste Management	2%

NOTES: You may also have specific local taxes included on your tax notice for services such as your fire department. Local services taxes are applied on an assessment basis only to properties in the specific area.

* This is an estimate based on the 2024 Completed Roll values and does not include the provincial collection fee of 5.25%.

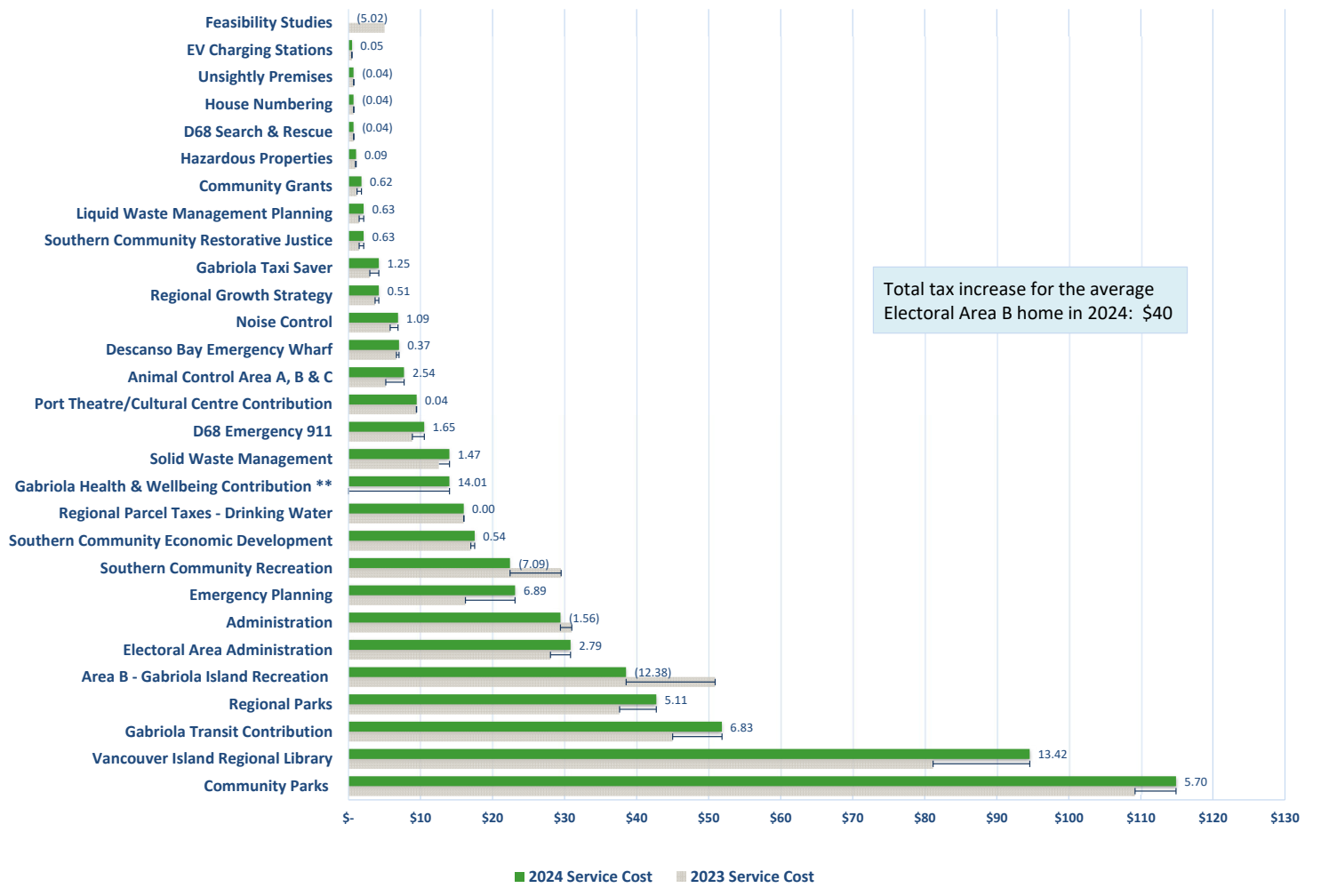
** Average residential values are based on BC Assessment 2024 Completed Roll values and may vary as a result of revisions to the roll.

*** Includes a Parcel Tax of \$16 (2023: \$16) which is levied at the same amount for each property in the specified area.

REGIONAL DISTRICT OF NANAIMO SERVICES

Electoral Area B Home Tax Change

2024 Total Cost for the average Electoral Area B home (\$700,494) = \$569



* Local Services such as Fire, Water and Sewer are not included in the above General Services analysis. For Fire tax rates, see page 68 and for Water and Sewer, see page 30.

**Gabriola Island Health & Wellbeing Contribution is requisitioned through Gabriola Island Recreation in 2024 only. Future tax requisitions will be collected through the Gabriola Island Health & Wellbeing Contribution service area beginning in 2025.