



2026

REGIONAL DISTRICT OF NANAIMO PROPERTY TAXES



Town of Qualicum Beach

Understanding Your Property Tax Notice

The RDN requisition is separated on the Town of Qualicum Beach property tax notice. The Town of Qualicum Beach collects the RDN and NRHD requisition amounts and then transfers that amount to the RDN and NRHD. These rates do not include any levies from the Town of Qualicum Beach. For questions related to these levies, please contact the Town of Qualicum Beach at 250-752-6921.

Regional District of Nanaimo Taxes

GENERAL SERVICES

The RDN collects taxes to provide regional services such as recycling and solid waste management, transit, community grants and administrative services.

PARCEL TAX

These local government taxes are levied as a flat rate on each parcel/unit and are not dependent on the assessed value of a property. Often these relate to costs for specific services, like sewer and water. Parcel taxes are based on the boundaries set out by the service establishment bylaws.

NANAIMO REGIONAL HOSPITAL DISTRICT (NRHD) TAXES

These taxes provide capital funding for health care facilities including the Nanaimo Regional General Hospital, Eagle Park Health Care Facility, Trillium Lodge and Oceanside Health Centre.

Other Jurisdictions' Taxes

PROVINCIAL SCHOOL TAX

The municipality collects this tax on behalf of the province for education services and school facilities.

BC ASSESSMENT AUTHORITY (BCAA)

BCAA is a Crown corporation that sets all property assessment values in the province. Its costs are recovered by this tax.


MUNICIPAL FINANCE AUTHORITY

The Municipal Finance Authority coordinates debt financing for all local governments in BC.

REGIONAL DISTRICT OF NANAIMO PROPERTY TAX RATES

The rates below are estimates based on the 2026 Completed Roll values, and may vary from the final rates on the property tax notices as a result of revisions to the roll after the submission deadline for property tax inserts set by the Province.

Town of Qualicum Beach	2026	2025
General Services		
General Services Rates and Parcel Taxes apply to all areas within the Electoral Areas and Municipalities. For more details on what is included in the General Services Rate, visit the RDN website at rdn.bc.ca/financial-reports for each Electoral Area and Municipality's Budget and Property Tax Summary.		
General Services Tax Rate (cost per \$1,000 of assessment)	1.272	1.160
Water/Watershed Protection (cost per parcel/unit)	16.00	16.00
Community Justice (cost per parcel/unit)	7.71	7.29



Town of Qualicum Beach

2026 APPROVED REGIONAL BUDGET

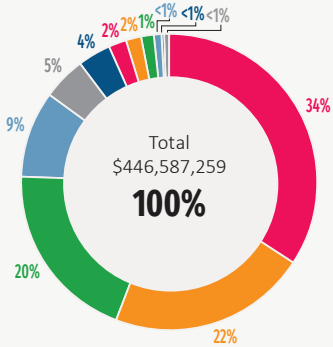
	2026	2025
Town of Qualicum Beach contribution to RDN General Services property taxes total	\$6,665,689	\$6,081,589
Estimated RDN General Services tax rate per \$100,000 of assessment	\$127.22	\$115.99
Average residential dwelling assessment value (Based on 2026 BC Assessment Average residential values)	\$953,821	\$964,544
Average Town of Qualicum Beach General Services property tax amount (Includes Regional Parcel Tax Amount)	\$1,237.16	\$1,142.06

HOW THE FUNDS ARE SPENT IN YOUR AREA

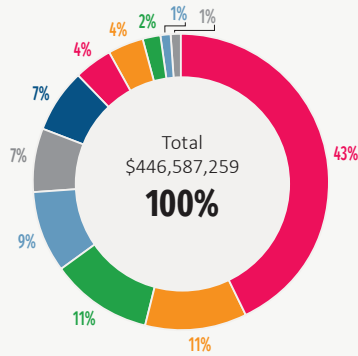
Wastewater Services	48%
Recreation	26%
Transit Services	11%
Administration & Regional Grants Services	4%
Regional Parks	4%
Regional Development	3%
Public Safety & Emergency Services	3%
Solid Waste Management	1%



WHERE DOES THE MONEY COME FROM?



WHERE DOES THE MONEY GO?



- Debt Proceeds
\$153,008,671
34%
- Taxation
\$96,887,119
22%
- Reserve, Surplus & DCC Transfers
\$88,085,328
20%
- Wastewater Treatment
\$192,126,865
43%
- Regional & Community Parks
\$50,765,313
11%
- Public Transit
\$48,982,087
11%
- Grants
\$41,827,653
9%
- Recovery of Costs
\$21,768,882
5%
- Solid Waste Tipping Fees
\$16,553,581
4%
- Solid Waste Management
\$40,973,003
9%
- Recreation & Culture
\$31,574,731
7%
- Administration & Regional Grant Services
\$30,894,139
7%
- Utility Billings
\$8,344,723
2%
- Other Operating
\$6,748,526
2%
- Transit Fares
\$6,053,401
1%
- Public Safety
\$18,851,383
4%
- Utility Services
\$17,391,332
4%
- Planning & Development
\$7,162,737
2%
- Taxation for Vancouver Island Regional Library
\$3,630,605
<1%
- Recreation & Park Fees
\$2,118,945
<1%
- Building & Other Permits
\$1,559,825
<1%
- Building Inspection & Bylaw Enforcement
\$4,235,064
1%
- Vancouver Island Regional Library Transfer
\$3,630,605
1%

CAPITAL EXPENDITURES FOR 2026

THESE ARE THE RDN'S LARGEST CAPITAL INVESTMENTS IN THE COMING YEAR

The data provided is for information only and for the whole of the Regional District. For more information about major projects that impact your area, please call RDN Finance at 250-390-6528.

	Wastewater Treatment	\$160,219,248
	Parks & Recreation	\$57,798,375
	Solid Waste / Regional Landfill	\$8,078,214
	Water Services	\$4,343,107
	Corporate Services	\$3,369,277
	Fire Departments	\$3,240,921
	Other	\$1,851,006
	Transit	\$257,641
TOTAL		\$239,157,789

For information on homeowner grants, the tax deferral program and other tax information

www.sbr.gov.bc.ca/rpt

FOR INFORMATION ON RDN SERVICES

Visit rdn.bc.ca or call RDN Finance 250-390-6528 or Toll-free: 1-877-607-4111

This brochure is available online at rdn.bc.ca/financial-reports

Get Involved RDN!

FOR INFORMATION ON HOW TO GET INVOLVED, VISIT getinvolved.rdn.ca



NANAIMO REGIONAL HOSPITAL DISTRICT

The Nanaimo Regional Hospital District (NRHD) is an independent entity that provides capital funding for designated healthcare facilities. Island Health pools funding from the Government of BC, NRHD and other sources to maintain, improve and build healthcare facilities on Vancouver Island. The NRHD identified five priority capital projects in 2022. Progress has been made on all projects.

The Government of BC has approved several major health care projects at Nanaimo Regional General Hospital (NRGH) and in the surrounding region. The new High Acuity Unit at NRGH opened to patients in August 2025, and construction on the Nanaimo Cancer Centre began in 2025, with completion anticipated in 2028. A new long-term care facility in Lantzville is currently in the design phase, with construction expected to begin in 2026. In addition, in the fall of 2024, the Province committed to building a new patient tower and a cardiac catheterization lab at NRGH.

These investments are needed to ensure the region has the healthcare facilities and services required to meet the needs of a growing and aging population. A tax levy of approximately \$63.96 per \$100,000 of assessed property value in 2026 is included in the budget for a contribution of \$46.8 million into reserves, an increase of \$10.07 per \$100,000 from the previous year.

The goal is to accumulate reserves to reduce reliance on debt and to prepare the NRHD to meet its partnership funding obligations for large priority projects that are urgently required in the region. This robust financial plan is a clear and resolute indication to the Government of BC that our communities are committed to seeing these projects realized. The NRHD has offered to pay for the concept plan and subsequent business plan for the patient tower and cardiac catheterization lab, and for the construction costs for the catheterization lab, as an innovative way to work collaboratively with the Province to advance these projects.

2026 Supplemental Information – Town of Qualicum Beach

Town of Qualicum Beach

The RDN provides a **Budget Brochure** that is available in colour format on our website [Regional District of Nanaimo | Financial Reports | RDN](#). The following information supplements the brochure and is being shared using rates per \$100,000 to enhance comparability of services that are allocated based on assessed value and those that are done as a flat rate parcel tax.

All Town of Qualicum Beach taxpayers participate in **16 General Services** (highlighted in blue) and do not participate in any **Local Services**, as detailed in Table 1 below.

	Services	2025 Tax Rate per \$100,000 or Parcel Tax as applicable	2026 Tax Rate per \$100,000 or Parcel Tax as applicable	Tax Rate Change
#	General Services			
1	Administration	\$4.40	\$4.60	\$0.20
2	Community Grants	0.19	0.62	0.43
3	Regional Growth Strategy	1.40	1.50	0.10
4	Northern Community Transit	15.00	13.90	(1.10)
5	Solid Waste Management	2.50	1.50	(1.00)
6	Regional Parks	6.70	5.60	(1.10)
7	Northern Community Recreation	7.90	7.80	(0.10)
8	Oceanside Place	8.00	8.60	0.60
9	Ravensong Aquatic Centre	14.50	17.50	3.00
10	Liquid Waste Management Planning	0.30	0.30	0.00
11	Wastewater Northern Community	51.80	62.00	10.20
12	D69 Marine Search & Rescue	0.10	0.10	0.00
13	D69 Land Search & Rescue	0.10	0.10	0.00
14	D69 Emergency 911	3.10	3.10	0.00
	General Services Cost per \$100,000	\$115.99	\$127.22	\$11.23
15	DWWP Parcel Tax (Flat Rate)	\$16.00	\$16.00	\$0.00
16	Community Justice Parcel Tax (Flat Rate)	7.29	7.71	0.42
	Total Parcel Tax (Flat Rate)	\$23.29	\$23.71	\$0.42

For 2026, the estimated general services cost per \$100,000 is \$127.22 which is up \$11.23 from \$115.99 last year. To calculate the general services taxes, taxpayers will need to know their assessed value, and set out below is the calculation:

2026 Supplemental Information – Town of Qualicum Beach

Assessed Value	X	\$127.22	=	General Service Taxes
100,000				
Add: Parcel Tax				\$23.71
Total General Services Taxes (including Parcel Tax)				\$X,XXX

It is important to note that the rates for both 2025 and 2026 are only estimates calculated using the total tax requisition and assuming all assessments are residential. When the Town of Qualicum Beach receives the tax requisition amounts, they have their own legal process to follow in relation to how the tax requisition is allocated across taxpayers, including distribution across taxation Classes (i.e. Residential, Commercial, etc.) as well as how the general services will be represented on the property tax notice (e.g. for 2025, general services for the Town of Qualicum Beach were split between two line items – Regional District and RDN Wastewater). For this reason, tax rates as provided in Table 1 can and will vary and are provided solely to identify services that have more impact than other services on the tax rate change for 2026.

There are five general services that have more impact than the other services on the tax rate change in 2026. The explanations for the tax requisition changes are as follows:

Wastewater Northern Community (Increase of \$10.20 per \$100,000)

City of Parksville and Town of Qualicum Beach pay for their share of Wastewater Treatment costs through Northern Wastewater. French Creek Sewer (EA G), Pacific Shores (EA E), Surfside Sewer (EA G) and Barclay Crescent (EA G) pay for their share of these costs through Northern Community Wastewater – other benefitting areas.

There is increased capital spending and associated debt and interest repayment for French Creek Pollution Control Centre.

As well, there is increased maintenance spending to support asset management risks reduction, aging infrastructure, and critical spare parts inventory

Also for FCPC, there are inflationary increases for materials, operating supplies, and contracted services.

Ravensong Aquatic Centre (Increase of \$3.00 per \$100,000)

Contributions to reserves have been increased to go towards the asset management of the facility and there is additional casual coverage for aquatic maintenance staff.

Regional Parks (Decrease of \$1.10 per \$100,000)

The tax requisition in 2025 was increased and funds were placed in reserves in anticipation of a regional parkland and conservation area acquisition. The property will be secured in 2026, and a tax requisition reduction was budgeted in 2026 to provide temporary taxation relief prior to the debt repayments starting in 2027.

Northern Community Transit (Decrease of \$1.10 per \$100,000)

Northern Community Transit's tax requisition is apportioned based on a weighting of 40% of the proportion of the population of a participant to the total population of all participants in the service (with population being established by the most recent official census) and 60% based on a percentage of service for both Conventional and Custom transit. Specifically, Conventional service is based on 77% revenue hours and 23% revenue kilometers, as reported for the period January 1 to December 31 of the prior year. This amount is then multiplied by the proportion that Conventional transit revenue hours represent the total revenue hours for both Conventional and Custom service as derived from the prior year's Annual Operating Agreement. For Custom service, apportionment is based on each participant's share of the total reported rides, multiplied by the proportion that Custom transit revenue hours represent the total revenue hours for both Conventional and Custom service as derived from the prior year's Annual Operating Agreement.

In 2025, the Town of Qualicum Beach had no expansions, and experienced a nominal increase to its total revenue hours and a minor decrease to its revenue kilometers, with other participating areas seeing more substantial increases. As a result, Qualicum Beach's relative share of both the total revenue kilometers and hours decreased. In addition, Custom transit usage in Qualicum Beach decreased, which resulted in a decrease to their overall share of the total Custom rides during 2025. Together, these reductions in share of both Conventional and Custom service resulted in a decrease of \$1.10 per \$100,000 in the Town of Qualicum Beach's tax requisition for 2026.

Solid Waste Management (Decrease of \$1.00 per \$100,000)

Tax requisition directly funds the programs identified in the Solid Waste Management Plan while also helping to offset the projected reduction in tipping fees associated with achieving higher waste diversion. While the tax requisition for Solid Waste Services is identified in both the approved 2020 Solid Waste Management Plan and the approved 2023 Solid Waste Financial and Asset Management Plan, the Board approved a staff recommendation for an ongoing and sustained tax requisition reduction through the reduction of operation budgets in alignment with the Reserve Fund Policy.