



## **REQUEST FOR PROPOSALS No. 26-027**

### **Hallberg Playground Design-Build**

**Addendum 1 (6 pages)**

**Issued: June 18, 2026**

**Closing Date & Time: on or before 3:00 PM Pacific Time on July 6, 2026**

This addendum shall be read in conjunction with and considered as an integral part of the Request for Proposal. Revisions supersede the information contained in the original Proposal or previously issued Addendum. No consideration will be allowed for any extras due to any Proponent not being familiar with the contents of this Addendum. All other terms and conditions remain the same.

#### **Request for Proposals Addendum**

DELETE: ED-03 Edge 03 - Concrete Ramp and Rubber Pathway

ADD: Revised ED-03 Edge-03 - Concrete Ramp attached herein.

ADD: Appendix 2: ED-01, Edge 01 – Concrete curb attached herein.

ADD: Appendix 3: HS-06, Hardscape 06 - Wood Fiber attached herein.

#### **Questions & Answers**

**Q1.** I realize Google maps could be quite out of date, but it is showing lots of trees on the site so I just want to confirm that any trees and stumps that may currently exist in what will be the playground area are to be removed by the RDN prior to the playground contractor arriving on site?

**A1.** Tree removals required for the park have already been completed, with downed trees currently retained on site for potential future use (e.g. as log seating, etc.). No stumps currently exist in the portion of the park that will be

playground, and all tree protection, stump removals, and any other tree removals/trimming that may be needed will be the responsibility of the overall park scope contractor (not in the playground scope).

**Q2.** Do we need to allow for the excavated material to be hauled away and dumped offsite?

**A2.** All preparations for the playground portion of the site — including excavations, subgrade preparation, and hauling of materials — will be the responsibility of the playground scope. Excavations and groundworks in the remainder of the park will be the responsibility of the overall park scope contractor. Any substantial damage during the playground installation, especially to the existing road is the responsibility of the playground scope.

**Q3.** What is the rubber pathway detail pertaining to? I don't see any rubber in the materials.

**A3.** There is no rubber play / safety surfacing being considered for the playground. Please replace detail ED-03 Edge 03 - Concrete ramp and rubber pathway with revised ED-03 Edge-03 Concrete Ramp.

**Q4.** In terms of site "remediation" can you please clarify what the expectation is? I understand that the playground is the first phase of the overall park transformation, and presumably there may be other contractors following the playground install to put in the remaining features. So, for example, is there a requirement to re-seed any grass that may have been disturbed during our work, etc.?

**A4.** During the installation of the playground, the playground scope is limited to the play area only and will need to work within the confines of the tree and landscape protection measures noted for the wider park. Any substantial damage during the playground installation, especially to the existing road is the responsibility of the playground scope. Remediation to the surrounding areas will be the responsibility of the overall park scope contractor (not in the playground scope).

**Q5.** Who will be responsible for connecting the drainage pipes under the playground to the main outflow pipe?

**A5.** There are currently no plans to install subsurface drainage pipes connected to the surrounding stormwater system. At time of subgrade preparation, contractor to slope subgrade East as per Drawing L2.0 and install 4 inch (100mm) of 3/4 crush under Engineered Wood Fiber and filter fabric. See Detail HS-06 attached.

**Q6.** Where is the outflow pipe located?

**A6.** Refer to A5. above.

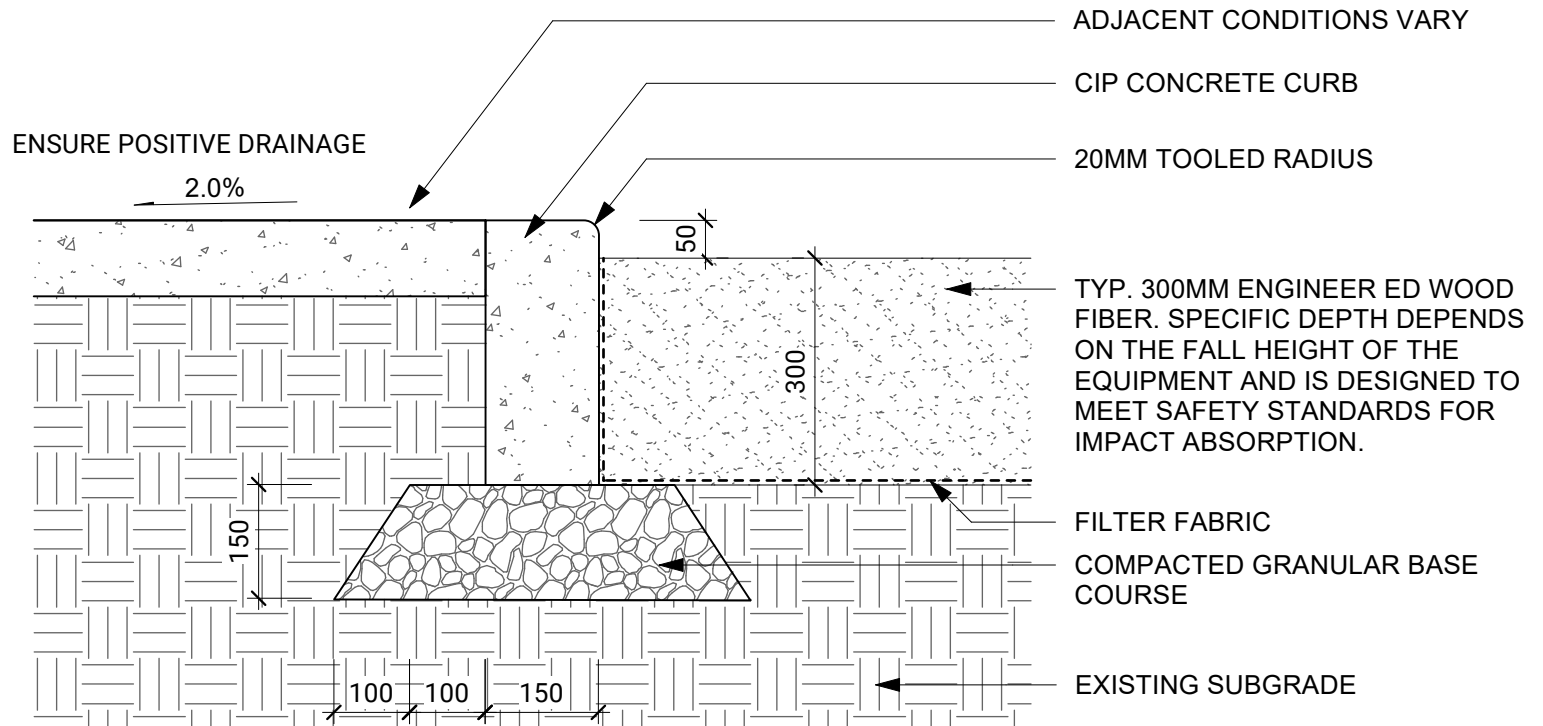
**Q7.** What type of drainage is required or what is your specification?

**A7.** Refer to A5. above.

**Q8.** What type of site remediation is requested? E.g. soil sod, soil seed?

**A8.** Refer to A4. above.

End of Addendum 1

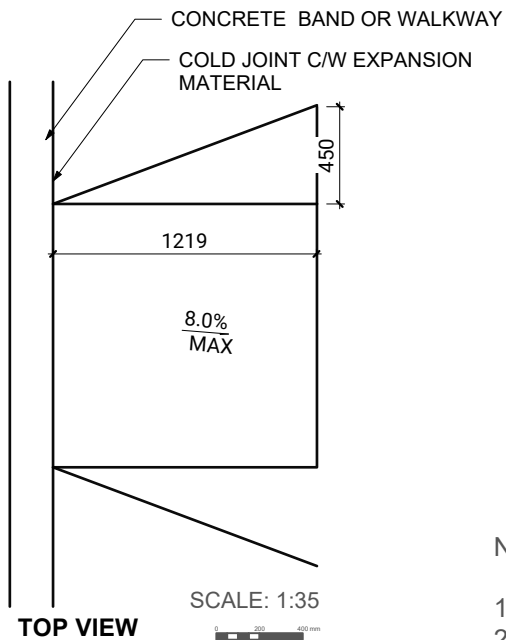
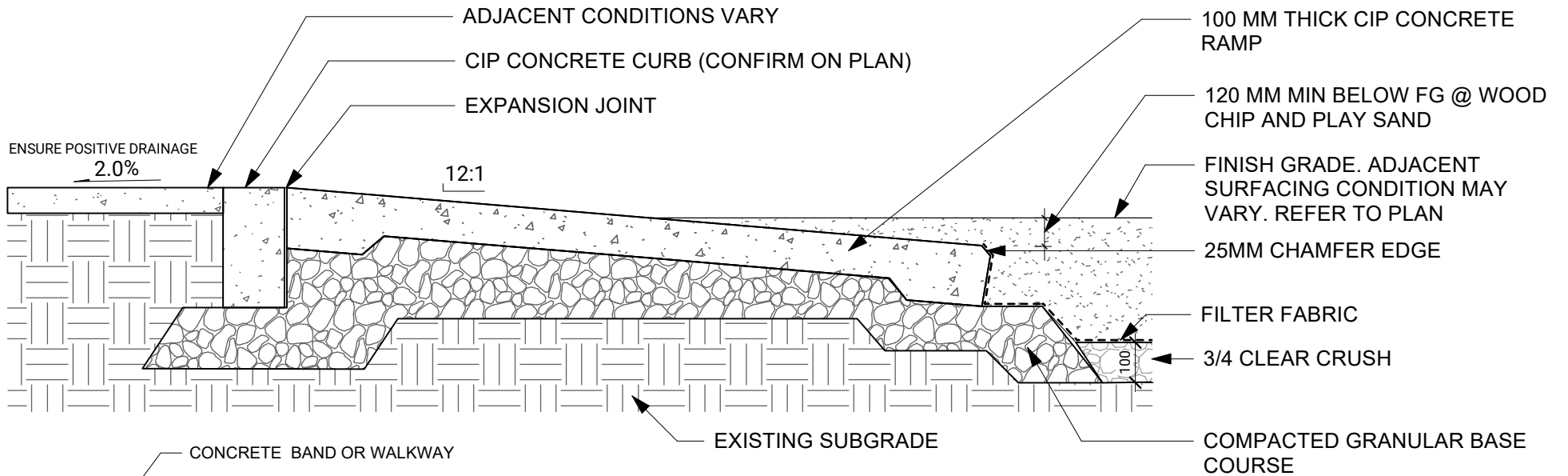


**NOTES:**

1. REINFORCING AND FOOTING DETAILS TO BE PROVIDED IN SEALED DRAWINGS BY PROJECT ENGINEER

SCALE: 1:10



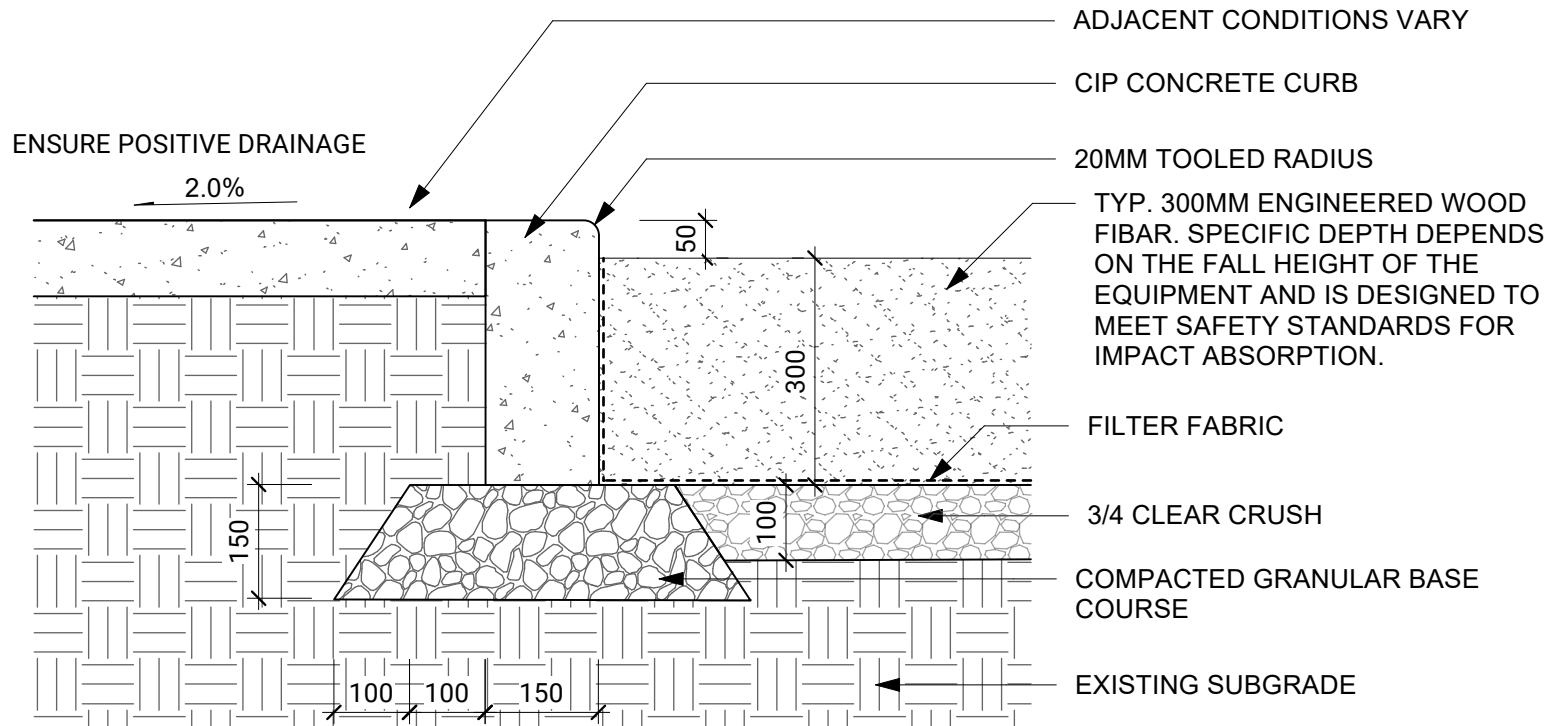


NOTE:

1. REFER TO DETAIL HS-01 AND HS -01a FOR CIP CONCRETE, CONTROL AND EXPANSION JOINT DETAILS
2. WIDTH VARIES. REFER TO PLAN

SCALE: 1:15





SCALE: 1:10

