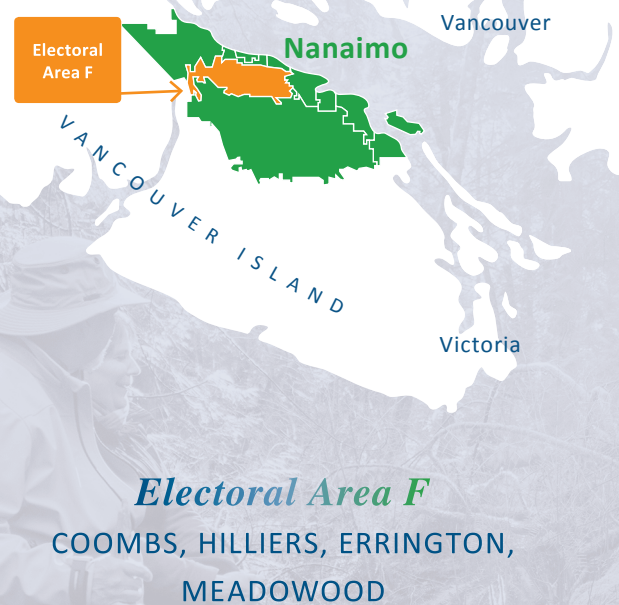




2019

REGIONAL DISTRICT OF NANAIMO
PROPERTY TAXES



Electoral Area F

COOMBS, HILLIERS, ERRINGTON,
MEADOWOOD

REGIONAL DISTRICT OF NANAIMO
PROPERTY TAXES

You have just received your 2019 property tax notice from the Province. The Province collects taxes for schools, roads, policing and regional district services. The Regional District of Nanaimo (RDN) receives a lump sum payment from the Province in August each year. This lump sum payment goes directly toward the RDN services provided in your area.

SERVICES

The Regional District of Nanaimo provides a broad range of services to its residents, with the exception of road maintenance and policing. The services provided by the RDN include the following examples:

REGIONAL

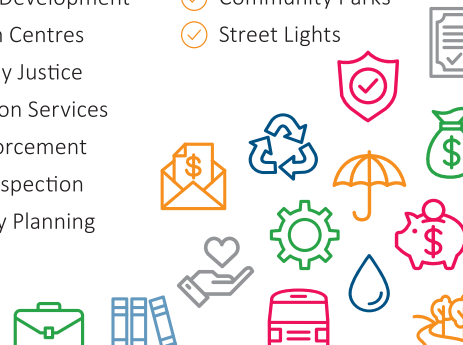
- ✓ Solid Waste Management
- ✓ Regional Parks
- ✓ Regional Growth Strategy
- ✓ 911 Services
- ✓ Liquid Waste Management Planning
- ✓ Drinking Water/Watershed Protection
- ✓ Search & Rescue Contribution Services
- ✓ Grants
- ✓ Administration

SUB-REGIONAL

- ✓ Transit
- ✓ Wastewater Treatment
- ✓ Community Planning
- ✓ Economic Development
- ✓ Recreation Centres
- ✓ Community Justice Contribution Services
- ✓ Bylaw Enforcement
- ✓ Building Inspection
- ✓ Emergency Planning

LOCAL

- ✓ Fire Protection
- ✓ Water and Sewer Utilities
- ✓ Community Parks
- ✓ Street Lights



NANAIMO REGIONAL HOSPITAL DISTRICT

The Nanaimo Regional Hospital District (NRHD) shares the same boundaries, directors and administrative staff as the Regional District of Nanaimo. The NRHD provides capital funding for:

- ✓ Nanaimo Regional General Hospital
- ✓ Dufferin Lodge
- ✓ Eagle Park Lodge
- ✓ Trillium Lodge
- ✓ Oceanside Health Centre

Capital funding is cost-shared with the Province on a 60/40 basis with the NRHD's portion being 40 percent. Island Health is responsible for delivering health care services on Vancouver Island. Island Health pools both Provincial and NRHD funding, along with other sources such as foundations, to maintain, improve and build health care facilities.

The NRHD has adopted a 2019 budget of \$8.6 million resulting in a tax levy of approximately \$16.50 per \$100,000 of residential assessment. The 2019 budget includes \$1.4 million for capital equipment and minor projects, \$2.9 million for debt servicing on major capital projects and a \$4.0 million contribution into reserves to save for future projects such as a new patient tower at Nanaimo Regional General Hospital. Current capital projects planned include a new MRI, a boiler plant upgrade and an Intensive Care Unit redevelopment at the hospital.



INQUIRIES ON PROVINCIAL TAXATION
AND YOUR PROVINCIAL TAX NOTICE

Please contact Surveyor of Taxes

Toll-free: 1-888-355-2700

Or: 250-387-0555

The Province Property Taxes website has information on homeowner grants, the tax deferment program as well as other valuable tax information.

www.sbr.gov.bc.ca/rpt

RDN services are included on your municipal or provincial tax notice.

Get Involved RDN!

FOR MORE INFORMATION ON
RDN SERVICES PROVIDED OR TO
GET INVOLVED VISIT

www.getinvolved.rdn.ca

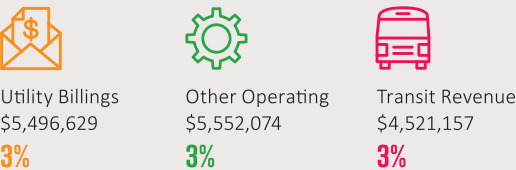
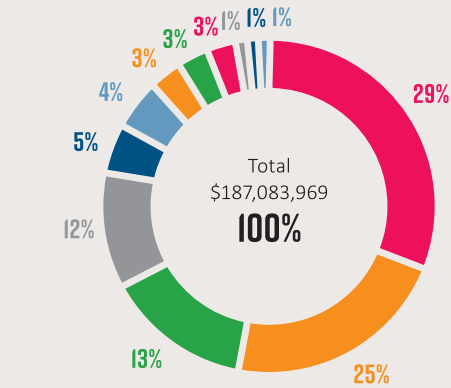
or call RDN Finance

Toll-free: 1-877-607-4111

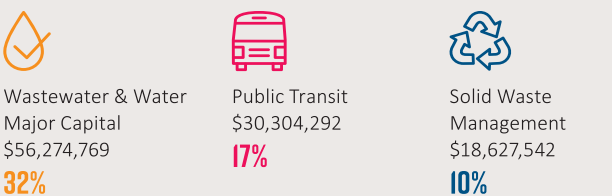
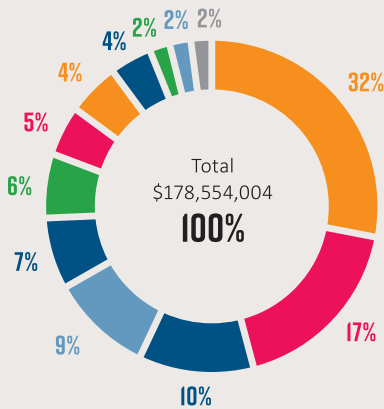
Or: 250-390-4111



WHERE DOES THE MONEY COME FROM?



WHERE DOES THE MONEY GO?



EXPENDITURES FOR 2019

THESE ARE THE RDN'S LARGEST CAPITAL INVESTMENTS IN THE COMING YEAR:

	Wastewater Treatment	\$50,966,083
	Transit	\$6,239,230
	Water Services	\$5,308,686
	Parks & Recreation	\$4,566,564
	Solid Waste / Regional Landfill	\$2,457,212
	Fire Departments	\$1,293,302

THE RDN IS ALSO WORKING ON OTHER MAJOR PROJECTS THAT MAY IMPACT YOUR AREA. THESE INCLUDE:

- ✓ Transit Service Expansion – 5,000 hours
- ✓ National Disaster Mitigation Planning
- ✓ Hazard Risk Vulnerability Assessment
- ✓ Fire Services Delivery Model Review
- ✓ Oceanside Recreation Services Master Plan Implementation
- ✓ Solid Waste Management Plan Implementation
- ✓ Long-term Biosolids Forest Fertilization Site Optimization Study
- ✓ Drinking Water and Watershed Protection Action Plan Update
- ✓ Sea Level Rise Planning & Flood Plain Mapping
- ✓ Regional Housing Service Review
- ✓ Regional Economic Development Service Review
- ✓ Organizational First Nation Engagement Strategy
- ✓ Electronic Data Management

Electoral Area F

2019 APPROVED
REGIONAL BUDGET

	2019	2018
Area F contribution to RDN General Services property taxes total	\$2,397,230	\$2,120,766
Estimated RDN General Services tax rate per \$100,000 of assessment	\$117.92	\$120.00
Average residential dwelling assessment value*	\$438,460	\$383,737
Average Area F General Services property tax amount **	\$548.37	\$487.29
Change from prior year	12.5%	

HOW THE FUNDS ARE SPENT IN YOUR AREA

	Community & Regional Recreation & Culture	39%
	Vancouver Island Regional Library	16%
	Community & Regional Parks	14%
	Community & Regional Development	14%
	Public Safety & Emergency Services	7%
	Administration & Regional Grant Services	8%
	Solid Waste Management	2%

NOTES: You may also have specific local taxes included on your tax notice for services such as your fire department. Local services taxes are applied on an assessment basis only to properties in the specific area.

* Average residential values are based on BC Assessment 2019 Completed Roll Values and may vary as a result of revisions to the roll.

** Includes Parcel Taxes of \$31.34 (2018: \$26.81) which are levied at the same amount for each property in the specified service area.

For more information visit www.getinvolved.rdn.ca or call RDN Finance toll-free: 1-877-607-4111 or 250-390-4111

Get Involved RDN!