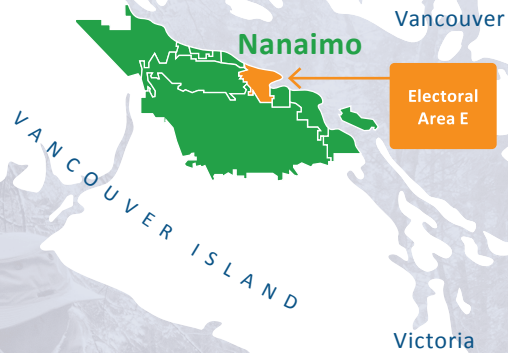




2021

REGIONAL DISTRICT OF NANAIMO PROPERTY TAXES



Electoral Area E
NANOOSE BAY

REGIONAL DISTRICT OF NANAIMO PROPERTY TAXES

You have just received your 2021 property tax notice from the Province. The Province collects taxes for schools, roads, policing, hospital and regional district services among other taxes. The Regional District of Nanaimo (RDN) receives a lump sum payment from the Province in August each year. This lump sum payment goes directly toward the RDN services provided in your area.

SERVICES

The Regional District of Nanaimo provides a broad range of services to its residents, with the exception of road maintenance and policing. The services provided by the RDN include the following examples:

REGIONAL

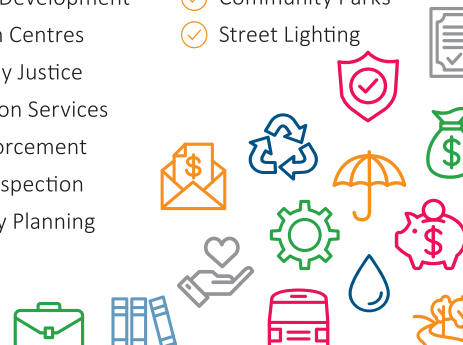
- ✓ Solid Waste Management
- ✓ Regional Parks
- ✓ Regional Growth Strategy
- ✓ 911 Services
- ✓ Liquid Waste Management Planning
- ✓ Drinking Water/Watershed Protection
- ✓ Search & Rescue Contribution Services
- ✓ Community Grants
- ✓ Administration

SUB-REGIONAL

- ✓ Transit
- ✓ Wastewater Treatment
- ✓ Community Planning
- ✓ Economic Development
- ✓ Recreation Centres
- ✓ Community Justice Contribution Services
- ✓ Bylaw Enforcement
- ✓ Building Inspection
- ✓ Emergency Planning

LOCAL

- ✓ Fire Protection
- ✓ Water and Sewer Utilities
- ✓ Community Parks
- ✓ Street Lighting



NANAIMO REGIONAL HOSPITAL DISTRICT

The Nanaimo Regional Hospital District (NRHD) shares the same boundaries, directors and administrative staff as the Regional District of Nanaimo. The NRHD provides capital funding for:

- ✓ Nanaimo Regional General Hospital
- ✓ Dufferin Lodge
- ✓ Eagle Park Lodge
- ✓ Trillium Lodge
- ✓ Oceanside Health Centre

Capital funding is cost-shared with the province on a 60/40 basis with the NRHD's portion being 40 per cent. Island Health is responsible for delivering health care services on Vancouver Island. Island Health pools both Provincial and NRHD funding, along with other sources such as foundations, to maintain, improve and build health care facilities.

The NRHD has adopted a 2021 budget of \$14.0 million resulting in a tax levy of approximately \$21.15 per \$100,000 of assessment. The 2021 budget includes \$3.6 million for capital equipment and minor projects, \$0.1 million for administration expense, \$4.2 million for debt servicing on major capital projects and a \$4.3 million contribution into reserves to save for future projects such as a new patient tower at Nanaimo Regional General Hospital. Current capital projects planned and underway include a new MRI, endoscopy equipment, a boiler plant upgrade, an Intensive Care Unit redevelopment, Chemotherapy Clinic, Pharmacy Expansion, SPECT CT Scanner, and Meal Assembly and Delivery System at the hospital.



INQUIRIES ON PROVINCIAL TAXATION AND YOUR PROVINCIAL TAX NOTICE:

Please contact **Surveyor of Taxes**

Toll-free: 1-888-355-2700

Or: 250-387-0555

The Property Taxes website has information on homeowner grants, the tax deferral program as well as other valuable tax information.

www.sbr.gov.bc.ca/rpt

RDN services are included on your municipal or provincial tax notice.

Get Involved RDN!

FOR MORE INFORMATION ON RDN SERVICES PROVIDED OR TO GET INVOLVED VISIT

getinvolved.rdn.ca

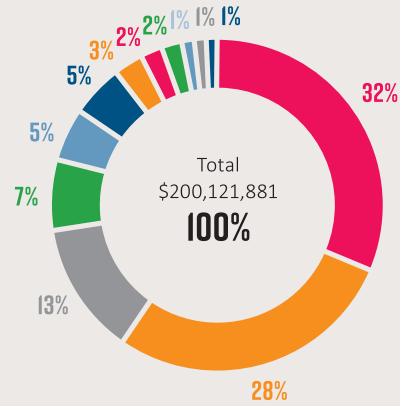
or call RDN Finance

Toll-free: 1-877-607-4111

Or: 250-390-4111

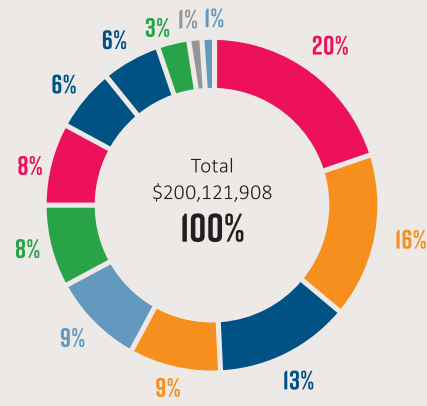


WHERE DOES THE MONEY COME FROM?



Taxation \$64,910,783 32%	Reserve, Surplus & DCC Transfers \$56,726,894 28%	Grants \$25,675,861 13%
Debt Proceeds \$14,222,461 7%	Recovery of Costs \$10,405,705 5%	Solid Waste Tipping Fees \$9,650,000 5%
Utility Billings \$6,385,150 3%	Transit Revenue \$3,955,835 2%	Other Operating \$3,346,135 2%
Taxation for Vancouver Island Regional Library \$2,441,199 1%	Building & Other Permits \$1,297,625 1%	Recreation Program Fees \$1,104,233 1%

WHERE DOES THE MONEY GO?



Public Transit \$39,425,589 20%	Wastewater & Water Major Capital \$31,084,232 16%	Solid Waste Management \$25,628,168 13%
Regional & Community Parks \$18,818,749 9%	Wastewater Treatment \$18,316,454 9%	Administration & Regional Grants \$15,993,372 8%
Public Safety \$15,297,854 8%	Recreation & Culture \$12,833,346 6%	Water, Sewer & Streetlighting \$11,654,581 6%
Strategic & Community Development \$5,814,147 3%	Building Inspection / Bylaw Enforcement \$2,814,217 1%	Vancouver Island Regional Library \$2,441,199 1%

EXPENDITURES FOR 2021

THESE ARE THE RDN'S LARGEST CAPITAL INVESTMENTS IN THE COMING YEAR:

	Wastewater Treatment	\$28,819,306
	Parks & Recreation	\$13,490,494
	Fire Departments	\$7,025,179
	Transit	\$5,667,190
	Solid Waste / Regional Landfill	\$4,967,813
	Water Services	\$4,088,464
	Corporate Services	\$1,579,790

THE RDN IS WORKING ON MAJOR PROJECTS THAT MAY IMPACT YOUR AREA. THESE INCLUDE:

- Transit Service Expansion – 2,500 hours
- Expansion of Transit Exchanges
- Fire Services Delivery Model Review
- Parkland Acquisitions
- Ravensong Pool Expansion Planning
- Benson Creek Falls Regional Park Access Improvements
- Electronic Data Records Management
- Regional Growth Strategy Review
- French Creek Pollution Control Centre Project and Odour Control Upgrades
- Social Needs Assessment Study
- Corporate Climate Neutral 2032 Plan and Strategy
- Regional Housing Strategy
- Drinking Water and Watershed Protection Renewed Master Plan

2021 2020

Area E contribution to RDN		
General Services property taxes total	\$2,804,961	\$2,685,042
Estimated RDN General Services tax rate per \$100,000 of assessment*	\$88.84	\$87.99
Average residential dwelling assessment value**	\$824,946	\$787,264
Average Area E General Services property tax amount ***	\$769.51	\$732.53
Change from prior year	5.0%	

HOW THE FUNDS ARE SPENT IN YOUR AREA

	Community & Regional Recreation & Culture	21%
	Community & Regional Development	19%
	Vancouver Island Regional Library	16%
	Community & Regional Parks	13%
	Administration & Regional Grant Services	12%
	Public Safety & Emergency Services	10%
	Transit Services	7%
	Solid Waste Management	2%

NOTES: You may also have specific local taxes included on your tax notice for services such as your fire department. Local services taxes are applied on an assessment basis only to properties in the specific area.

* This is an estimate based on the 2021 Completed Roll Values and does not include the provincial collection fee of 5.25 per cent. Your actual tax notice will be slightly different.

** Average residential values are based on BC Assessment 2021 Completed Roll Values and may vary as a result of revisions to the roll.

*** Includes Parcel Taxes of \$36.63 (2020: \$39.81) which are levied at the same amount for each property in the specified service area.

REGIONAL DISTRICT OF NANAIMO SERVICES

Electoral Area E Home Tax Change

2021 Total Cost for the average **Electoral Area E** home (\$824,946) = **\$770**

