



REGIONAL
DISTRICT
OF NANAIMO

Freshwater Connections



W A T E R W H E R E W E L I V E

Part


1

Importance
of **WATER**



LAND ACKNOWLEDGEMENT

Let us respectfully acknowledge that the lands and waters where we live are within the traditional territories of the Coast Salish First Peoples.

A decorative graphic at the bottom of the page consisting of several overlapping, wavy bands of blue in various shades, ranging from light sky blue to a deep navy blue, creating a sense of movement and depth.



Earth's Water Song


GRADES K-2



WATER SCIENTISTS



LOOK




Clear or cloudy?

SMELL



Fishy or no smell?

TASTE



Salty or Fresh?

WHAT IS IT?



Freshwater or saltwater?



How much freshwater?

GAME

Ocean



Freshwater















Part

2

Movement
of **WATER**



WATER ON THE MOVE



WHAT YOU NEED:

- 6 cups or clear containers
- 6 pieces of paper towel
- Red, yellow and blue food colouring
- Marker




STEP 1



Label your cups 1-6

STEP 2



Fill cups 1, 3, 5 with water

STEP 3



Put 10 drops of red in cup 1

STEP 4



Put 10 drops of yellow in cup 3

STEP 5



Put 10 drops of blue in cup 5

STEP 6



Place cups in order, in a circle

STEP 7



Fold 6 pieces of paper towel length-wise

STEP 8



You might have to cut the paper towel shorter so it fits!

Put one end of paper towel in cup with water,
and one in empty cup


STEP 9

**Keep checking
what's happening!**



Now we wait!

DRAW



what you think will happen

DRAW




what actually happened

THIS IS OURS

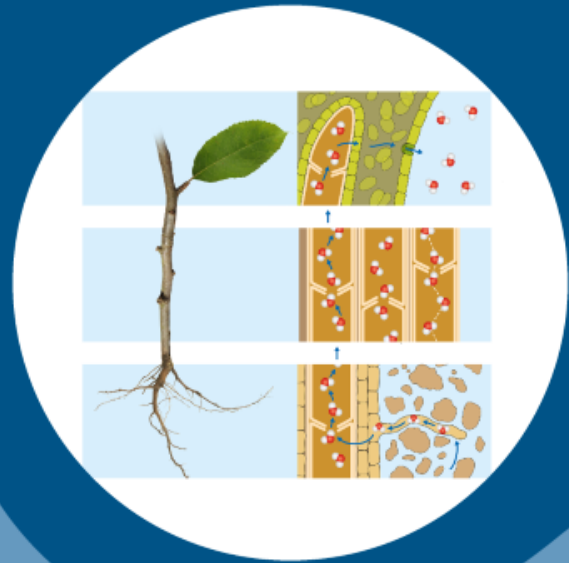


WHAT HAPPENED?



Transpiration!

WATER ON THE MOVE



Part

3

Water Sources
in **OUR REGION**



WATERSHED DISCOVERY





A JOURNEY TO THE

NANAIMO RIVER WATERSHED

Brought to you by the Regional District of Nanaimo's
Drinking Water & Watershed Protection program



OUR COMMUNITY WATERSHED



**Watersheds
near Nanaimo**

Part

4



How Water
CONNECTS US




Part

5



Water for a
**SUSTAINABLE
FUTURE**



OUR PET ROCKS



Part

6

Water
WRAP UP



The graphic features a central circular emblem with a green and blue pattern, resembling a globe or a water drop. Three stylized orange fish with pink fins and white eyes are arranged around the emblem: one at the top, one at the bottom left, and one at the bottom right. The background consists of a light blue sky and dark blue waves at the bottom. The text 'Water BINGO' is centered over the emblem.

Water
BINGO

A stylized illustration of a clear glass filled with blue water, sitting on a green, rounded pedestal. The background is a bright yellow sky above a brown ground. The text "Water Song" is written in a large, blue, bubbly font with a white outline, positioned across the middle of the image. The glass is partially behind the text.

Water Song

THANK YOU!



REGIONAL
DISTRICT
OF NANAIMO