







	School		Wetland or Seasonal Flood Area
	Water Region 6 (Nanaimo River)		Major Watercourse
	Waterbody		Watercourse
			Community Park

0 250 500 1,000  
 Meters

  
 N  
 October, 2021

