

# REGIONAL DISTRICT OF NANAIMO 2021-2025 REVISED FINANCIAL PLAN

February 9, 2021



# Introduction

- The 2021-2025 Proposed budget was presented in November and approved in December.
- Updates in the revised budget include:
  - 2020 Actual balances
  - Carry-Forward amounts
  - 2021 Assessment
  - BC Transit 3 Year Draft Budget
  - Final Municipal Parcel Count
  - Arrowsmith Water Service Joint Venture
  - External costs for other jurisdictions - Northern Community Sports Field Agreement, 911

## New Items

- Reallocate IT funds for Temporary Technician position to support COVID requirements.
- \$12,500 to GIS for additional software cost to update web map interface.
- \$75,000 for an IT security audit, funded by the COVID-19 Safe Restart Grant.
- \$221,700 for GNPCC additional Treatment Materials.
- \$10,118 for EV Charging Stations.
- \$75,000 to District 68 E911 to relocate infrastructure located at Nanaimo Firecomm.
- \$15,000 to District 68 E911 to relocate the Cottle Hill Repeater radio connection.
- \$13,700 to Northern Community Wastewater for flow meter and sensor in Qualicum Beach.
- \$112,500 to Transit for infrastructure exploratory agreements/facilities master.

The new items listed above have no impact on the tax requisition as the increases are being funded either by reductions in expenses or by other sources of funding (i.e. grant funding, reserve funding or additional surplus carried forward from 2020).

# Amendments

- Additional \$10,000 to the Bus shelters for the Transit Minor Betterment Program.
  - This project was approved at the December 8, 2020 Board meeting.
  - The revised Project cost is \$150,000 funded fully by grants.

## COVID-19 Safe Restart Grants

- On November 19th, the RDN received \$1,169,000 from the Province for COVID-19 Safe Restart funding.
- Additionally, \$4,601,125 was received from BC Transit exclusively for transit use.
- All Board motions related to the allocation of grant funds have been incorporated in the revised 2021-2025 Financial Plan.
- These motions include payments to external organizations including Mountain, Cranberry and Gabriola Fire Protection Districts, Deep Bay and North Cedar Improvement Districts, Gabriola Community Bus Foundation, and Arrowsmith, Nanaimo and Lighthouse Country Search & Rescue organizations.



# Legislative Requirements

The Local Government Act provides the following legislative requirements:

- A Financial Plan must be adopted by Bylaw before March 31 each year
- The Financial Plan must be for a 5-year Period
- The Financial Plan must include Public Consultation

The RDN has 107 service areas, each treated as their own entity. Meaning any surplus stays with that service and funds cannot be transferred from one service area to another.

NRHD is governed by separate legislation. The NRHD provisional budget was approved in December and the Revised budget will be presented on February 23, 2021.

# Requisition Comparison

The current economic climate was a key factor in the preparation of this Financial Plan.

The proposed 2021 budget has a total tax requisition of \$65.3 million, \$2.2 million less than proposed for 2021 in the previous budget cycle, representing a reduction of 3.4% overall compared to the 2020-2024 Financial Plan.

2021 Requisition Forecast 2020-2024 Financial Plan	2021 Revised Requisition 2021-2025 Financial Plan
8.4%	5.0%
\$67,431,336	\$65,268,487

# Public Consultation

- RDN Get Involved – RDN Budget Talks
- Social Media Promotion Tool
- Newspaper Advertisements
- Budget Video
- Public Survey
- Feedback to Board






# Departmental Highlights

2021 Projects and Work Plan Items



# Regional and Community Utilities

- French Creek Pollution Control Centre Project and Odour Control Upgrades
- Bay Avenue, Chase River and Wellington pump-station upgrades
- Nanoose Pollution Control Centre Secondary Treatment upgrade
- Water System SCADA upgrades
- Water quality improvements for French Creek/Sandpiper Water Service Area
- Groundwater source for Whiskey Creek
- Implementation of DWWP Action Plan
- Asset Management Plans for Water Service areas
- Nanoose water system capital replacements
- Solid Waste Management Plan implementation
- Engineering for permanently closing some sections of the landfill and upgrading the landfill gas control station



# Recreation and Parks Services

- Ravensong Aquatic Centre energy efficient mechanical upgrades
- Oceanside Arena equipment replacement
- Benson Creek Falls Regional Park Access Improvements
- Parkland acquisitions
- Morden Colliery trail
- Moorecroft Regional Park upgrades
- Big Qualicum to ACRD Regional trail
- Huxley Community Skate Park
- Jack Bagley Community Park Upgrade
- Meadowood Community Centre Construction
- Dunsmuir Community Park – Phase II



# Transit and Emergency Services

- Transit Exchanges (Woodgrove, Country Club, Downtown)
- Expansion of Service (2,500 hours for 2021)
- Increasing taxi supplement for custom transit
- Community wildfire resiliency plans
- Electoral Area B evacuation route plan
- Fire Governance and Administration Review
- Dashwood Fire Hall construction
- Dashwood Fire Truck replacement
- Bow Horn Bay Fire Truck replacement
- Coombs Hilliers Tanker Truck replacement
- Nanoose Bay Fire Truck replacement



# Strategic and Community Development

- Regional Growth Strategy Review
- Corporate Climate Neutral 2032 Plan and Implementation Strategy
- Climate Action Technical Advisory Committee and Strategy
- Englishman River and Little Qualicum River Floodplain Mapping Projects
- Social Needs Assessment Study
- Regional Housing Strategy
- Regional service for electric vehicle stations
- Green Building rebate program review
- Electoral Area Zoning Bylaw 500 Update
- Electoral Area Bylaw Enforcement Policy and Regulatory Bylaw Review
- Electoral Area G Active Transportation Study
- Community amenity policy review
- Hazard Area Risk Assessment Policy
- Strategic and Community Development Fee Review
- Electoral Area Building Bylaw Review



# Corporate Services Highlights

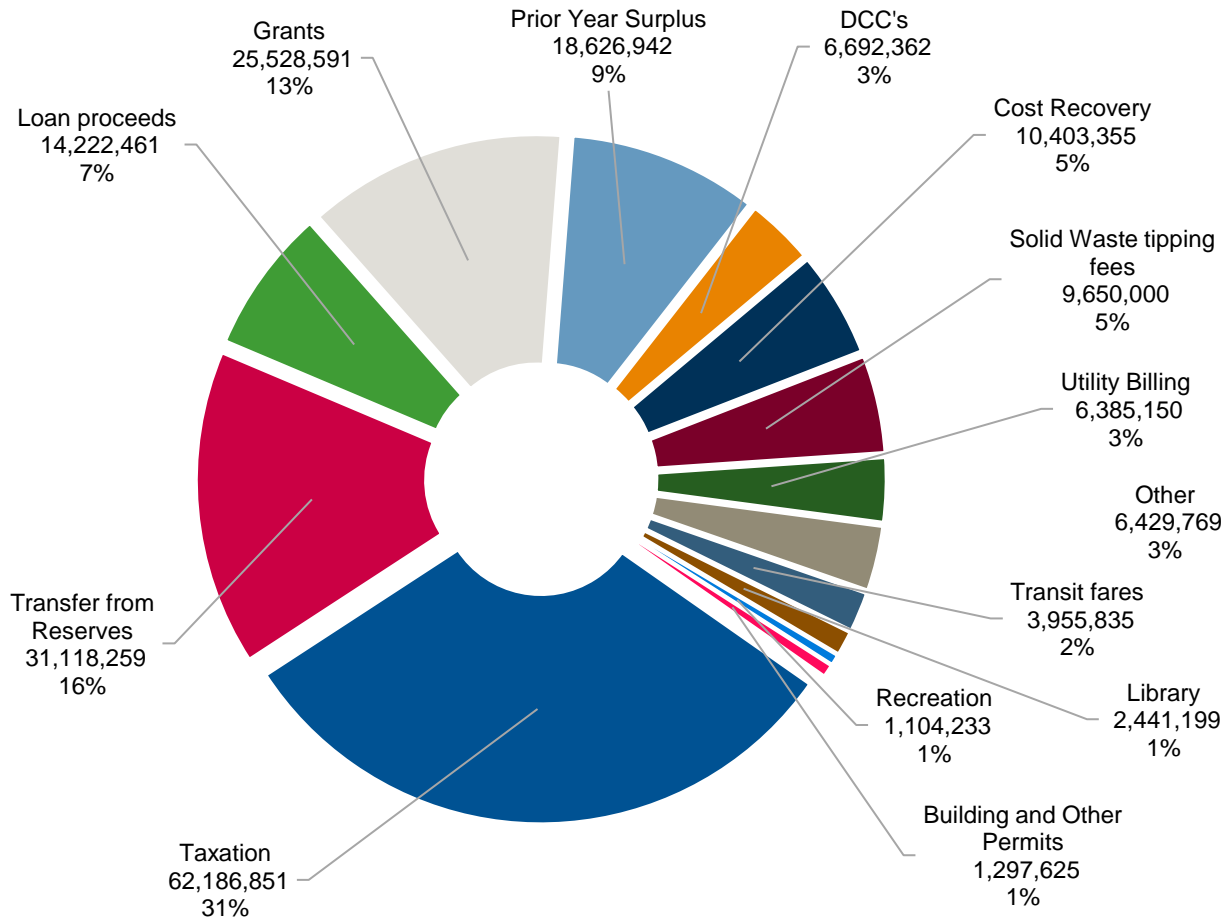
- Records disposition
- Electronic Document and Records Management System implementation
- Implement New Accounting Standards
- HRIS software implementation
- TCA software implementation
- Update purchasing policy rollout and education
- Implement e-billing module for online credit card payments



## 2021 Capital Projects

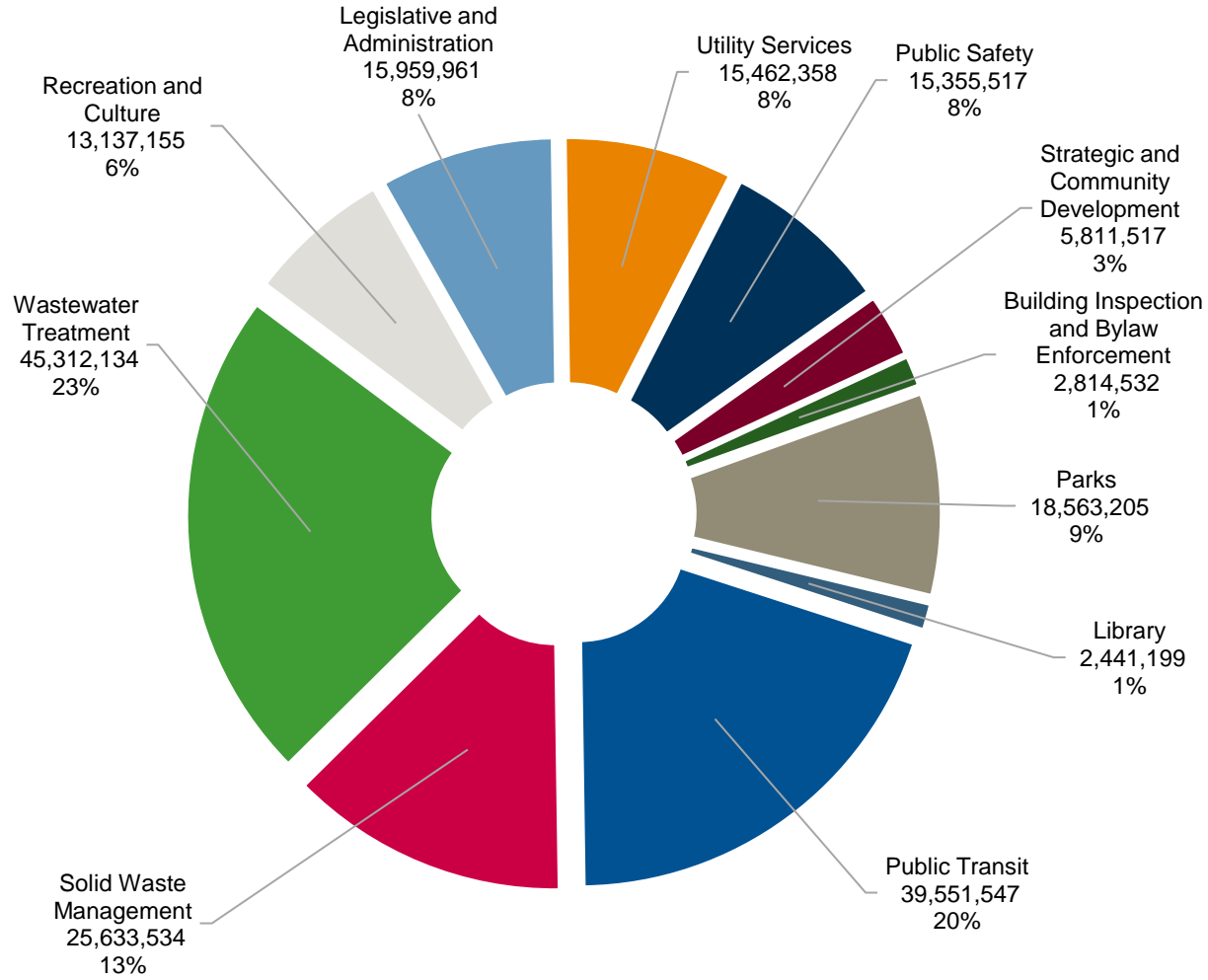
- Projects previously approved by the Board and in-progress have rolled forward into the 2021 budget. These projects form part of the bylaw and do not require further Board approval.
- Board Motions from December and January Board meetings related to changes in capital projects are incorporated in the revised financial plan.

# Where Does the Money Come From?





# Where Does the Money Go?



# Financial Impact

- Estimated General Services Property Tax Change (page 10)
- Home Tax Change (page 26)



# ESTIMATED GENERAL SERVICES PROPERTY TAX CHANGE

	City of Nanaimo	District of Lantzville	City of Parksville	Town of Qualicum Beach
2021 Total Requisition	\$ 25,668,848	\$ 982,552	\$ 6,037,311	\$ 4,280,101
2020 Total Requisition	\$ 24,252,769	\$ 958,181	\$ 5,908,605	\$ 3,980,832
Change from prior year	\$ 1,416,079	\$ 24,371	\$ 128,706	\$ 299,269
<b>General Services Property Tax</b>				
2021	\$ 93.62	\$ 69.42	\$ 129.92	\$ 120.25
2020	\$ 90.31	\$ 71.51	\$ 132.70	\$ 117.52
Change per \$100,000	\$ 3.31	\$ (2.09)	\$ (2.78)	\$ 2.73
<b>Regional Parcel Taxes</b>				
2021	\$ 32.00	\$ 32.00	\$ 38.70	\$ 38.70
2020	\$ 32.00	\$ 32.00	\$ 38.20	\$ 38.20
Change per property	\$ -	\$ -	\$ 0.50	\$ 0.50
<b>2021 Average Residential Value</b>				
2021 Average Residential Value	\$525,581	\$765,131	\$503,309	\$637,399
2020 Average Residential Value	\$ 509,312	\$ 723,191	\$ 480,290	\$ 606,561
2021 RDN Property Tax based on average residential value	\$ 524	\$ 563	\$ 693	\$ 805
2020 RDN Property Tax based on average residential value	\$ 492	\$ 549	\$ 676	\$ 751
Change for average residential value	\$ 32	\$ 14	\$ 17	\$ 54

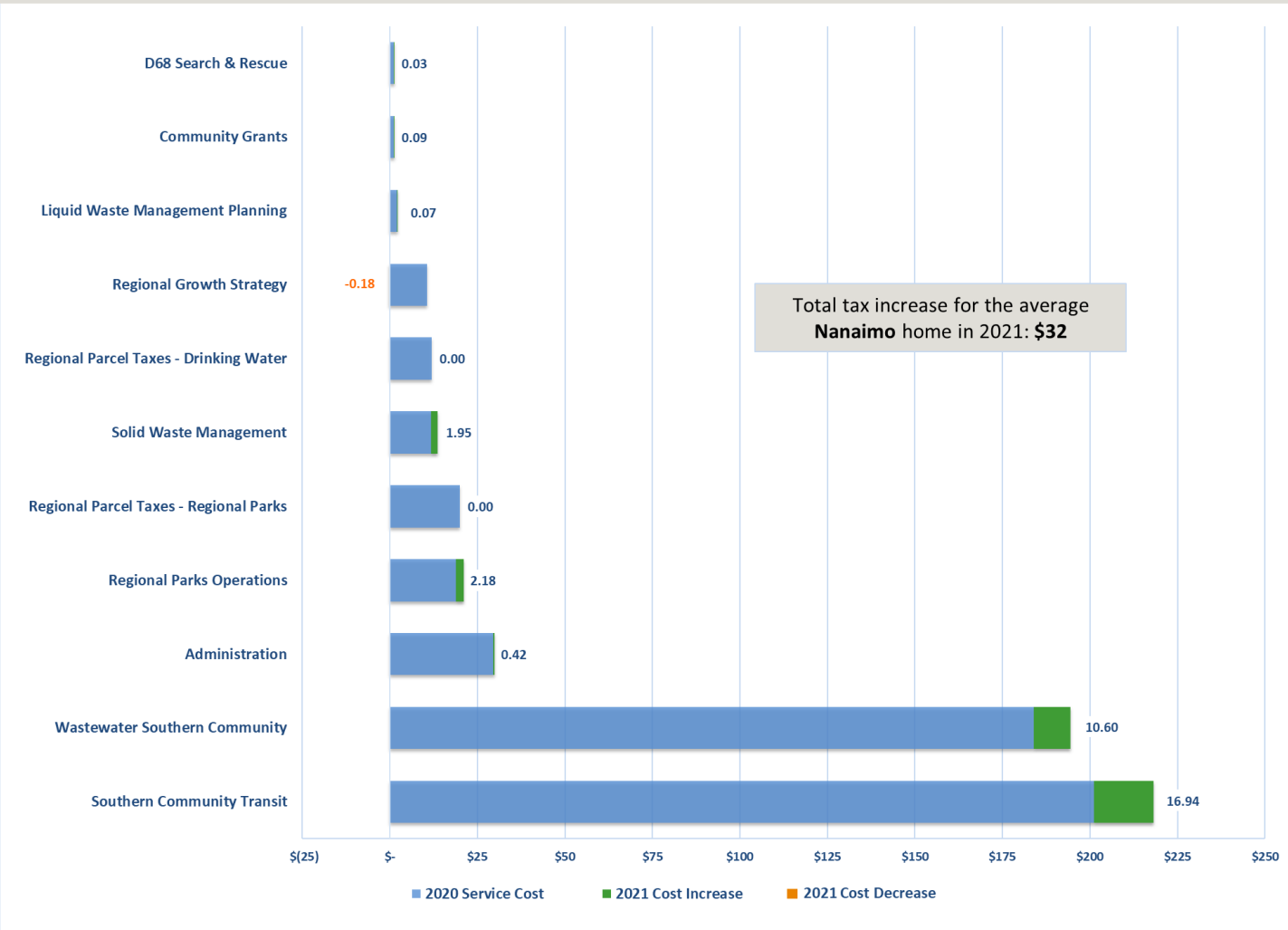
# ESTIMATED GENERAL SERVICES PROPERTY TAX CHANGE

	Area A Cedar Yellowpoint Cassidy	Area B Gabriola Mudge Decourcey Islands	Area C Extension E. Wellington Pleasant Valley	Area E Nanoose Bay	Area F Coombs Hilliers Errington	Area G French Creek San Pareil Surfside	Area H Bowser Deep Bay
2021 Total Requisition	\$ 2,439,635	\$ 1,667,875	\$ 1,353,971	\$ 2,847,023	\$ 2,711,831	\$ 3,342,775	\$ 1,968,393
2020 Total Requisition	\$ 2,339,577	\$ 1,642,692	\$ 1,419,053	\$ 2,685,042	\$ 2,589,373	\$ 3,221,204	\$ 1,872,985
Change from prior year	\$ 100,058	\$ 25,183	\$ (65,082)	\$ 161,981	\$ 122,458	\$ 121,571	\$ 95,408
<b>General Services Property Tax</b>							
2021	\$ 118.59	\$ 86.86	\$ 96.79	\$ 90.14	\$ 118.96	\$ 121.79	\$ 111.58
2020	\$ 121.23	\$ 91.25	\$ 101.54	\$ 87.99	\$ 118.33	\$ 120.33	\$ 108.07
Change per \$100,000	\$ (2.64)	\$ (4.38)	\$ (4.75)	\$ 2.15	\$ 0.63	\$ 1.46	\$ 3.51
<b>Regional Parcel Taxes</b>							
2021	\$ 32.00	\$ 32.00	\$ 32.00	\$ 36.63	\$ 36.63	\$ 36.63	\$ 36.63
2020	\$ 32.00	\$ 32.00	\$ 32.00	\$ 39.81	\$ 39.81	\$ 39.81	\$ 39.81
Change per property	\$ -	\$ -	\$ -	\$ (3.19)	\$ (3.19)	\$ (3.19)	\$ (3.19)
<b>2021 Average Residential Value</b>							
2021 Average Residential Value	\$534,766	\$449,037	\$700,256	\$824,946	\$473,181	\$657,246	\$591,053
2020 Average Residential Value	\$ 501,448	\$ 419,176	\$ 676,105	\$ 787,264	\$ 452,130	\$ 643,098	\$ 577,377
2021 RDN Property Tax based on average residential value	\$ 666	\$ 422	\$ 710	\$ 780	\$ 600	\$ 837	\$ 696
2020 RDN Property Tax based on average residential value	\$ 640	\$ 414	\$ 719	\$ 733	\$ 575	\$ 814	\$ 664
Change for average residential value	\$ 26	\$ 8	\$ (9)	\$ 48	\$ 25	\$ 23	\$ 32

# REGIONAL DISTRICT OF NANAIMO SERVICES

## City of Nanaimo Home Tax Change

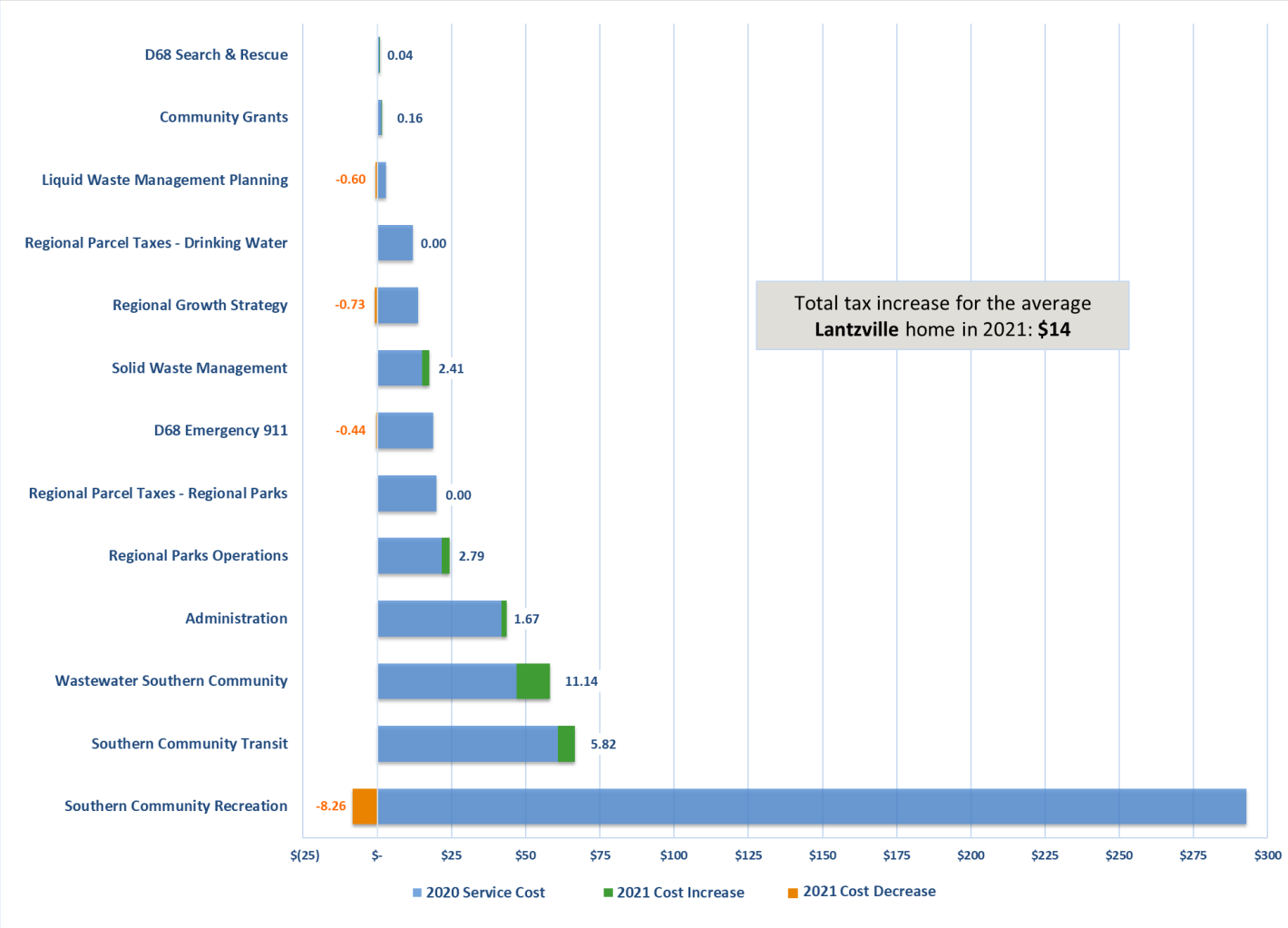
2021 Total Cost for the average **City of Nanaimo** home (\$525,581) = **\$524**



# REGIONAL DISTRICT OF NANAIMO SERVICES

## District of Lantzville Home Tax Change

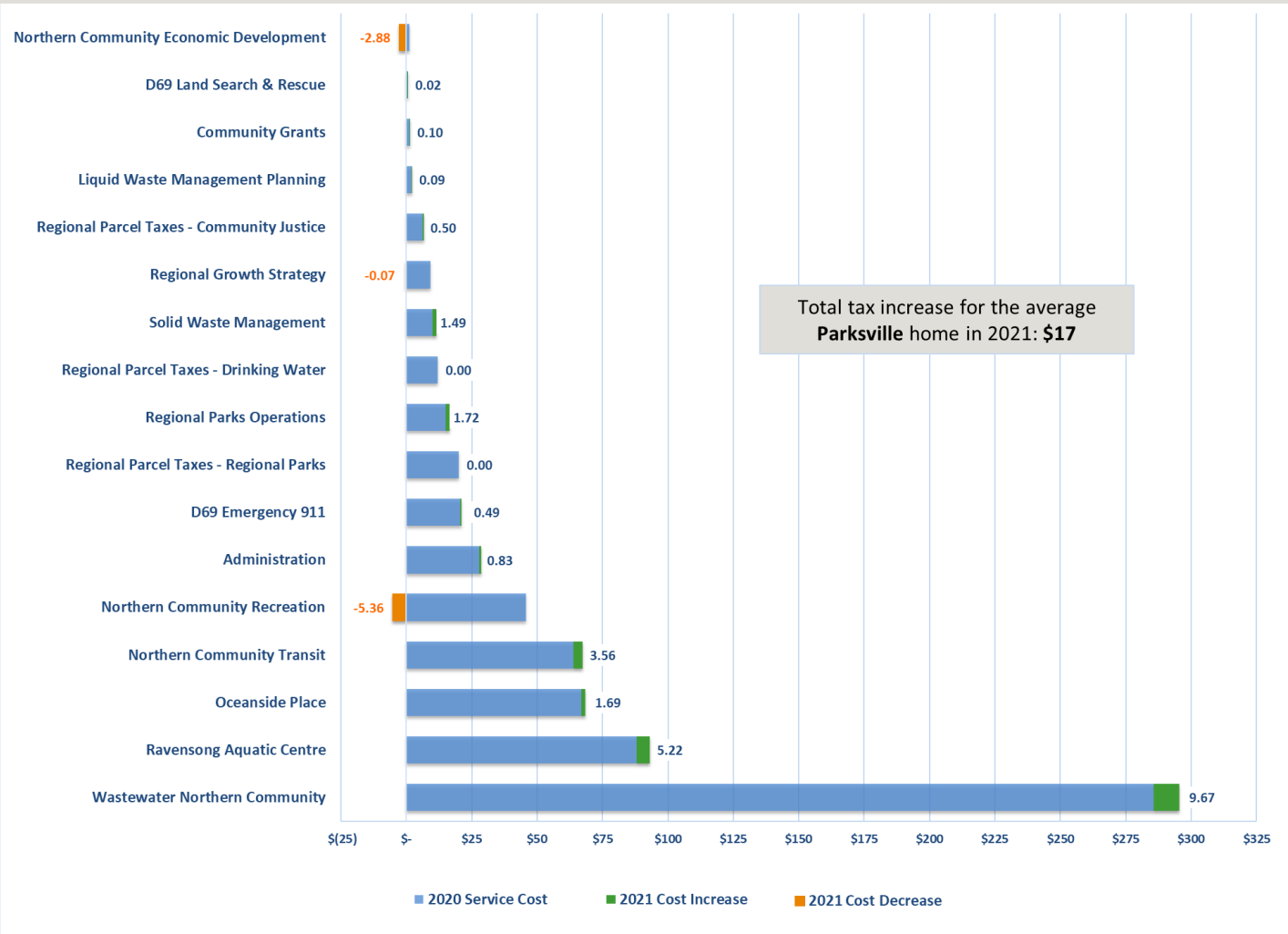
2021 Total Cost for the average District of Lantzville home (\$765,131) = **\$563**



# REGIONAL DISTRICT OF NANAIMO SERVICES

## City of Parksville Home Tax Change

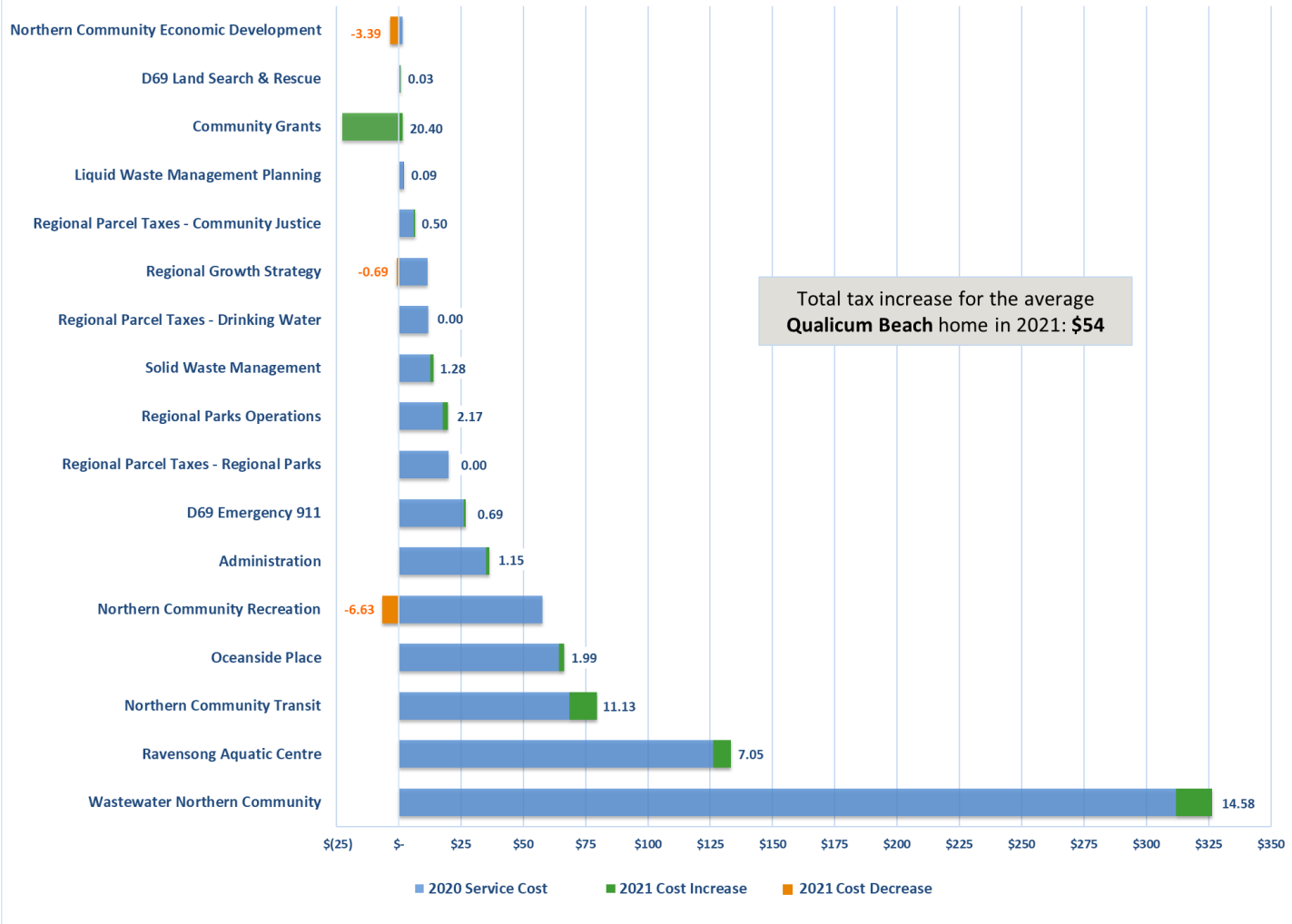
2021 Total Cost for the average City of Parksville home (\$503,309) = \$693



# REGIONAL DISTRICT OF NANAIMO SERVICES

## Town of Qualicum Beach Home Tax Change

2021 Total Cost for the average **Town of Qualicum Beach** home (\$637,399) = **\$805**

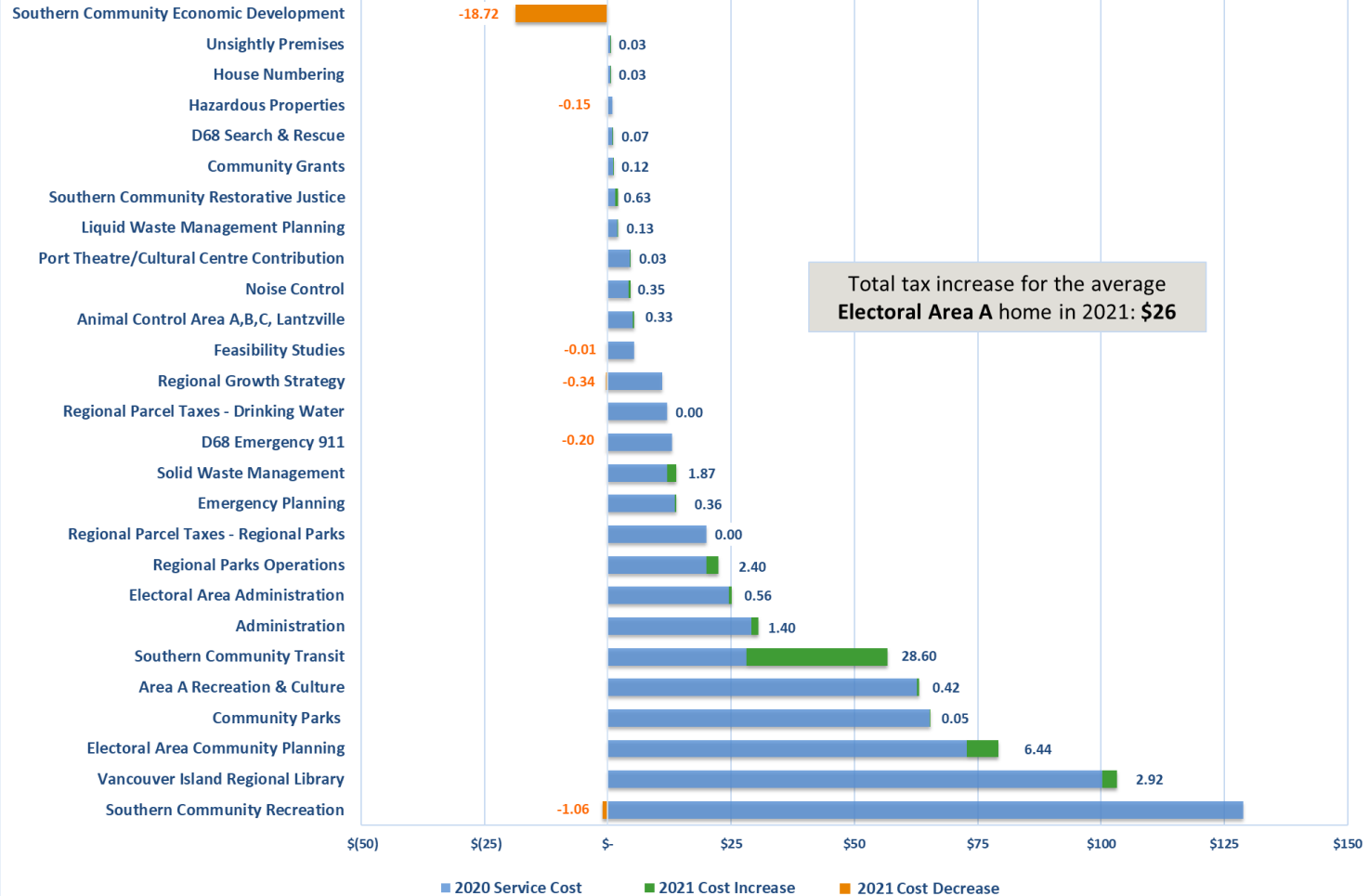




# REGIONAL DISTRICT OF NANAIMO SERVICES

## Electoral Area A Home Tax Change

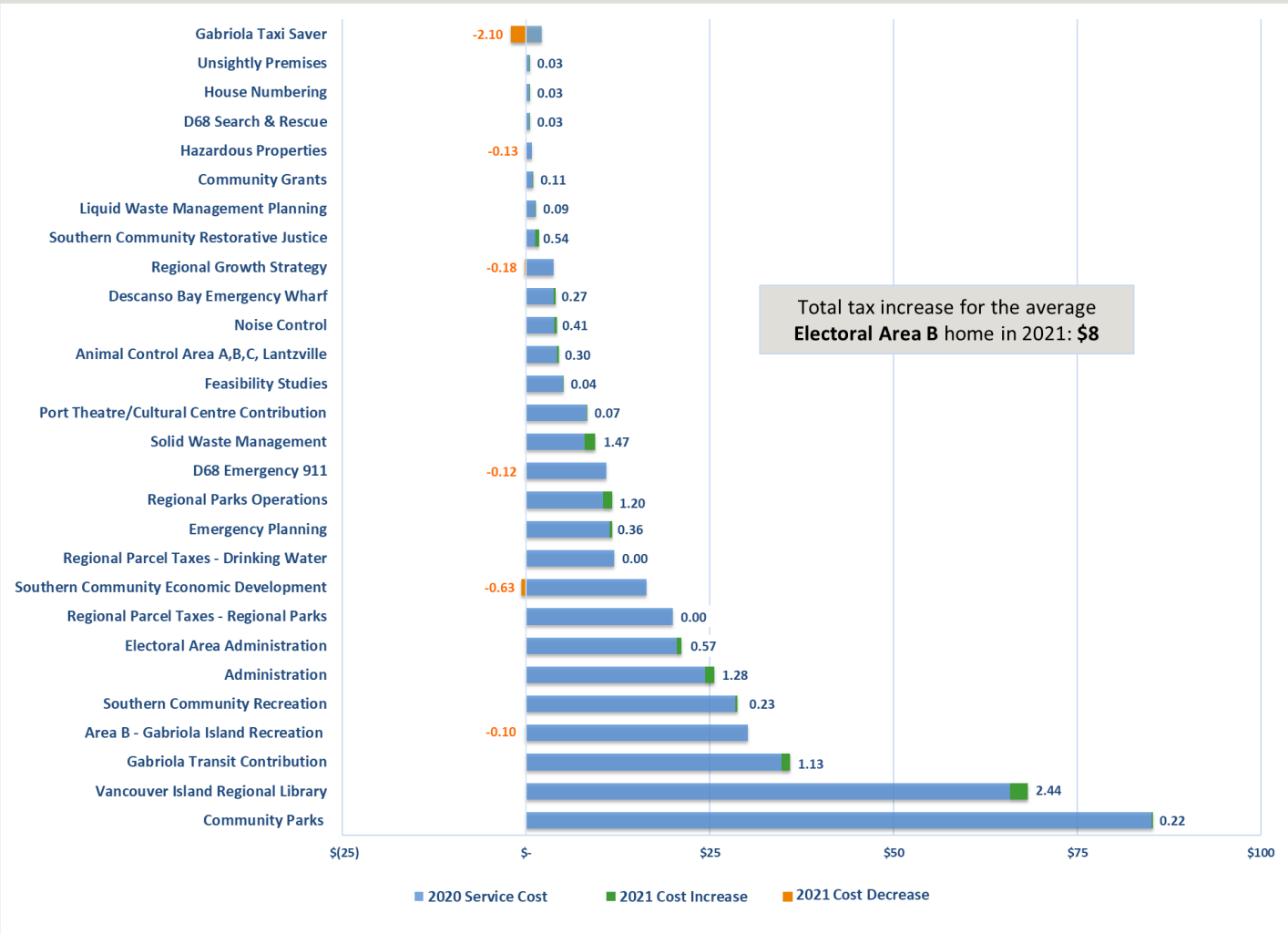
2021 Total Cost for the average Electoral Area A home (\$534,766) = **\$666**



# REGIONAL DISTRICT OF NANAIMO SERVICES

## Electoral Area B Home Tax Change

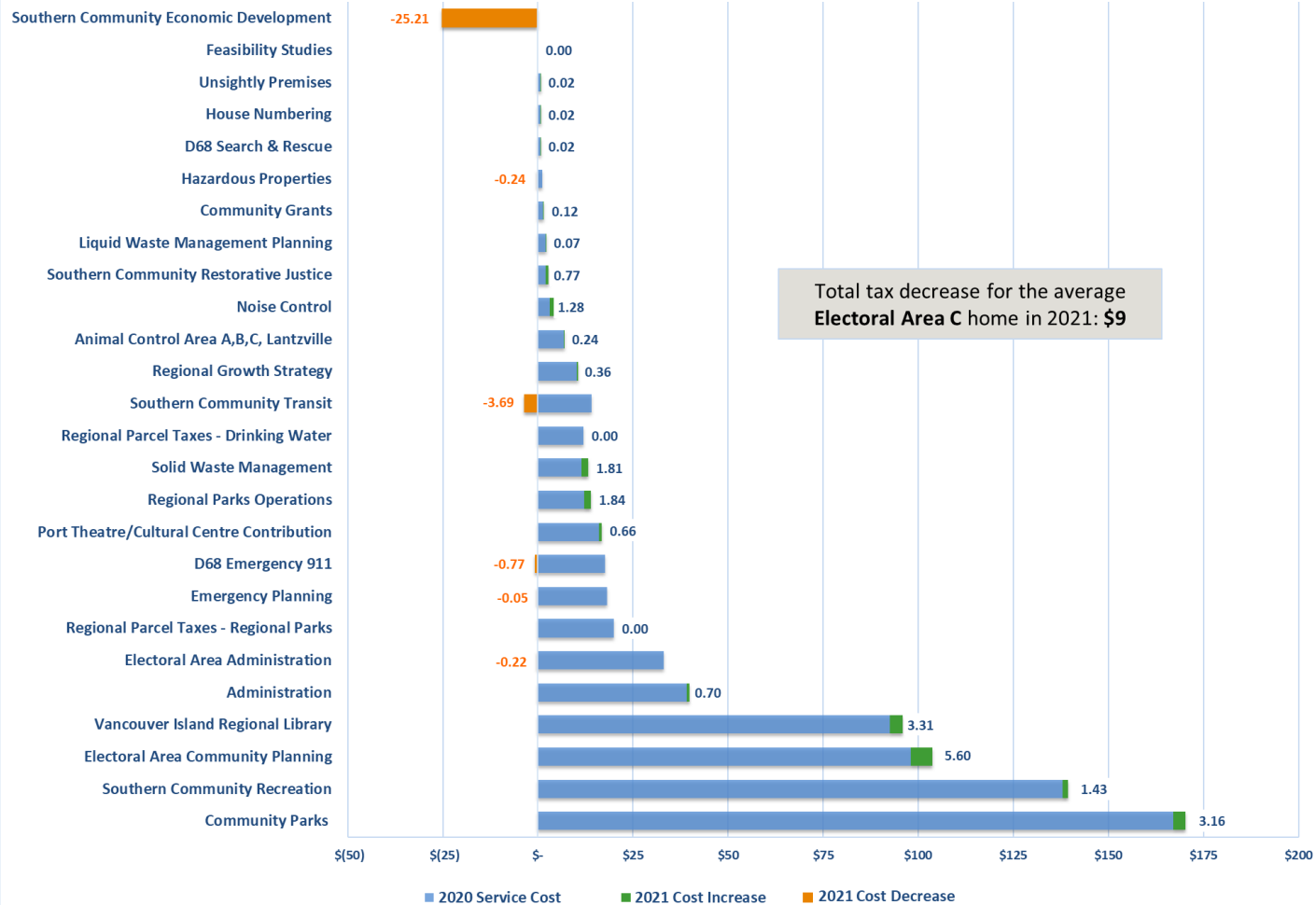
2021 Total Cost for the average Electoral Area B home (\$449,037) = **\$422**



# REGIONAL DISTRICT OF NANAIMO SERVICES

## Electoral Area C Home Tax Change

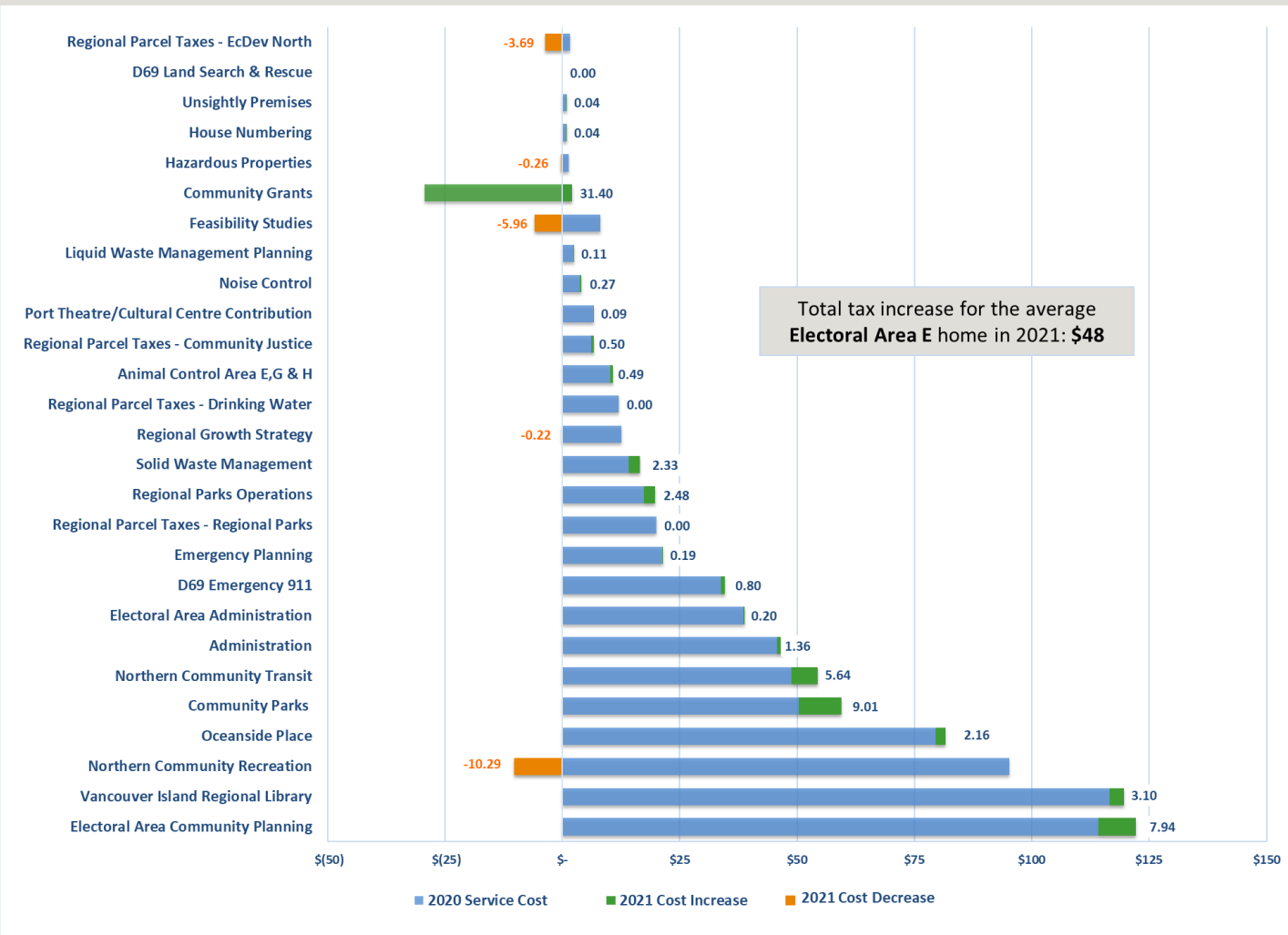
2021 Total Cost for the average Electoral Area C home (\$700,256) = **\$710**



# REGIONAL DISTRICT OF NANAIMO SERVICES

## Electoral Area E Home Tax Change

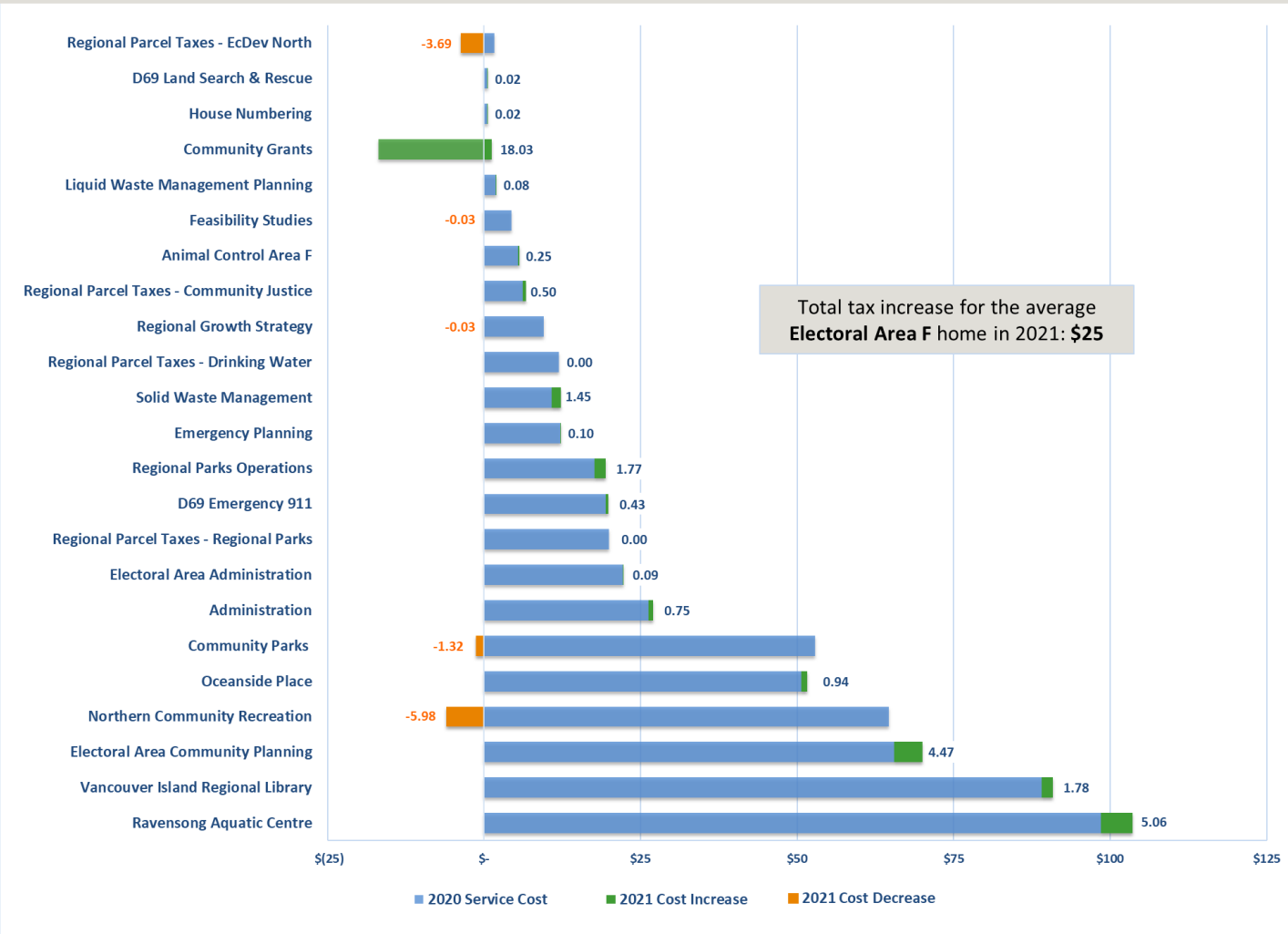
2021 Total Cost for the average Electoral Area E home (\$824,946) = **\$780**



# REGIONAL DISTRICT OF NANAIMO SERVICES

## Electoral Area F Home Tax Change

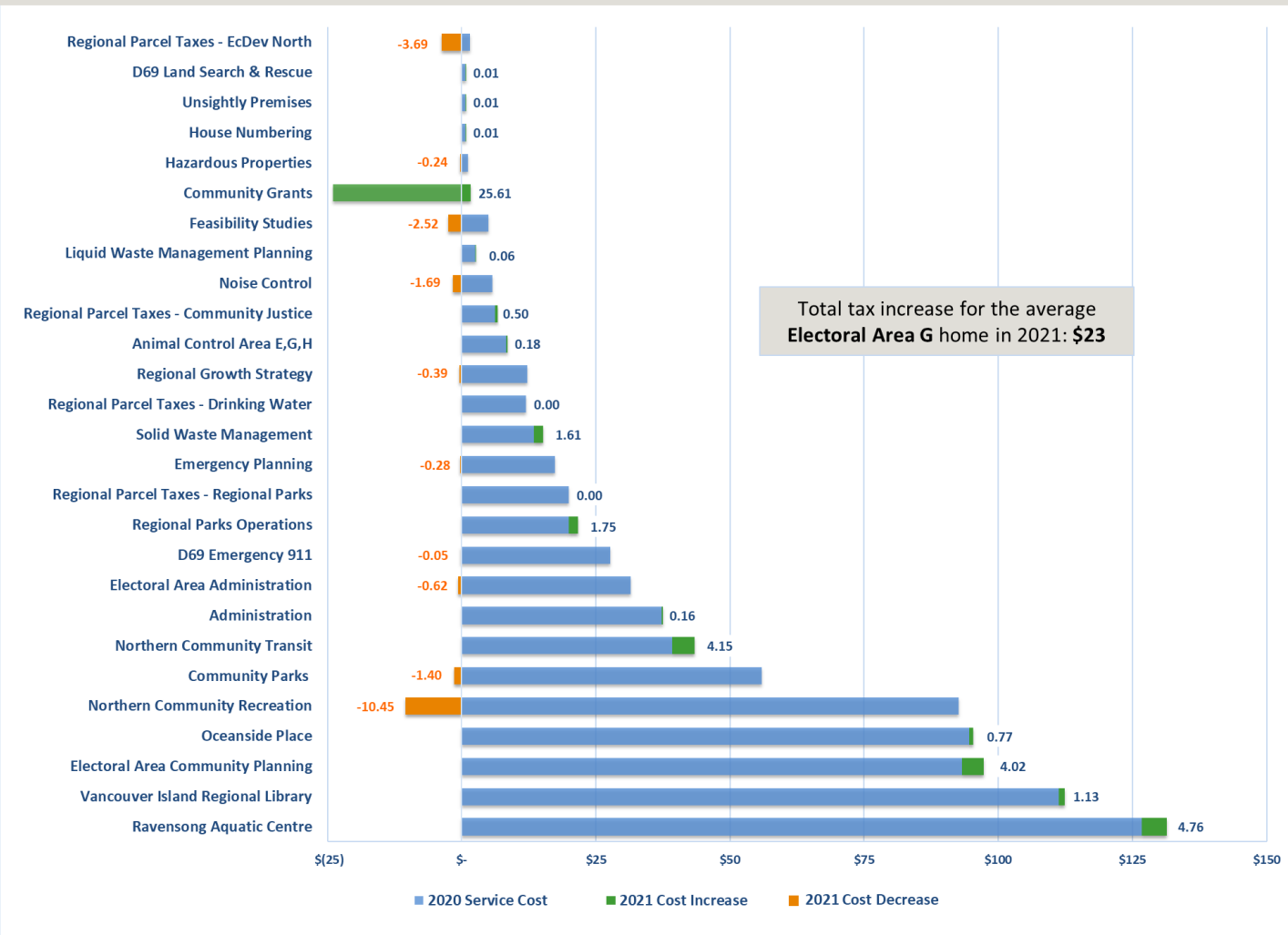
2021 Total Cost for the average Electoral Area F home (\$473,181) = \$600



# REGIONAL DISTRICT OF NANAIMO SERVICES

## Electoral Area G Home Tax Change

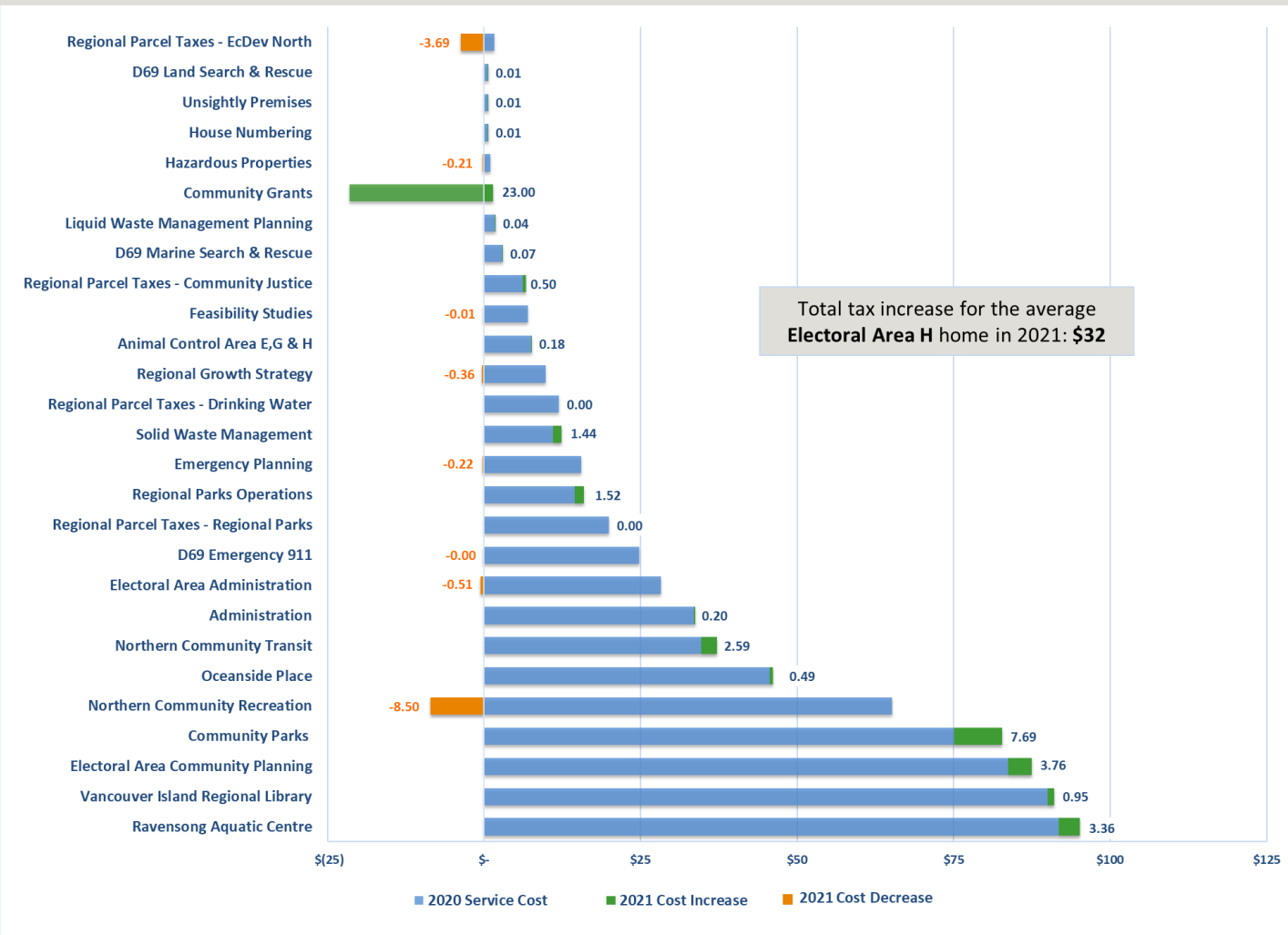
2021 Total Cost for the average Electoral Area G home (\$657,246) = **\$837**



# REGIONAL DISTRICT OF NANAIMO SERVICES

## Electoral Area H Home Tax Change

2021 Total Cost for the average Electoral Area H home (\$591,053) = **\$696**



# Next Steps

February 23, 2021 Final 2021-2025 Financial Plan Bylaw Adoption





Questions?